

Alabama Woodturners Association



Newsletter

JUNE 2024

A member of the American Association of Woodturners
Meeting at Hardware Park, 811 5th Avenue North, Birmingham
Meeting time: The second Saturday of each month at 9 am
www.alabamawoodturners.com

JUNE AWA PRESIDENT'S NOTE

I attended the grave side service for Richard Serviss. We lost a good and generous man. There weren't many words spoken by the minister who obviously had not met Richard. He did well with what little he learned from family and friends during the visitation. But I did feel a little sorry for him that he never got the opportunity to know Richard. I had the opportunity to speak to Richard's daughter after the graveside service. She said how much Richard loved the turning clubs he belonged to, and how he was eager to share what he knew with new turners.

We have been fortunate to have our own members who have been willing to do demos, especially since it has been difficult to secure outside folks to come to Birmingham. We had hoped that we could get enough people to have a Round Robin meeting this month. But no one has offered to present anything. So, Carl Cummins will be demonstrating a spinning top he watched demonstrated at Symposium. Many thanks to David Fancher and Tim Tingle for doing last month's demo. David will not be at our meeting this Saturday, but he left the "Turn for Troops" supplies with me, so please, if you have time to turn a few pens for our service folks, I am sure they will be greatly appreciated.

Last month's demo came at a good time for me. The Alabama Music Teachers Association is meeting this Thursday, Friday, and Saturday at Jacksonville State University. So, with the help of David Fancher, I've been experimenting with clear casting, and have managed to make a few musical pen blanks for pens for the conference. (At my wife's request)

We have been going over our finances recently and have realized that we have a lot of members who have not paid dues this year, and some who have not paid dues for several years. I will be sending out an email soon about this. Even if every member stayed current with their dues, it would not pay all our expenses. Raffles and auctions help out, but it sure would be helpful if we could depend on our members to remain current. It can't be that we are too expensive. We probably have one of the least costly yearly dues of any club around. So please let this be a friendly reminder, if you need one.

As usual, we will be meeting Friday at 2:00 to help set up and get ready for our meeting Saturday.

(Unfortunately, I will still be in Jacksonville at the Alabama Music Teachers Association, but I will be back for our meeting Saturday.) Terry

CRAFT SUPPLIES USA
— THE WOODTURNERS CATALOG —

(800) 551-8876

<http://www.woodturnerscatalog.com>

WOODCRAFT
Helping You Make Wood Work®

IN THIS ISSUE:

President's Note - Page 1

This months information - Page 2

This months Birthday's - Page 2

Last months recap - Page 3

Children's Hospital Christmas Tree - Page 4

What People Are Doing - Pages 5 - 9

Karl Harper Challenge - Page 11

Special Articles



Note from Scott Arnold
Page 2

Library information
Page 10

Turn for the Troops
Page 11

JUNE DEMO WILL A "DELUXE SPINNING TOP" BY CARL CUMMINS

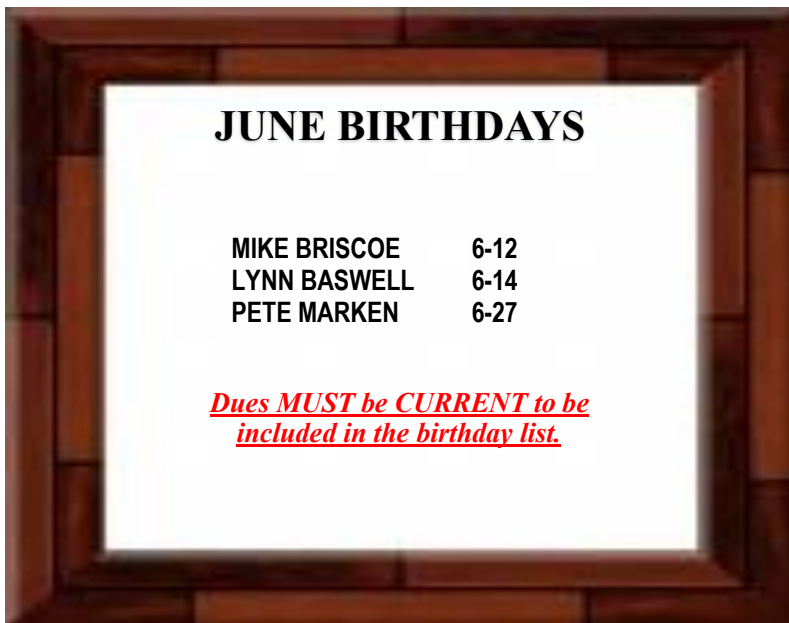
This is a picture of what Carl will be doing the demo on at this weekends (June 8th) meeting.



INPUT NEEDED

My new shop is almost a reality and I need advice! Looking for tips for equipment placement, power receptacle placement, dust collector location and piping, lighting etc. The building is 15' wide by 50' deep. Planning to put lathe(s) by front roll-up door with I-beam hoist for larger pieces. Thoughts on placement of drill press, bandsaw, planers, drum sander, wood storage, tool chests, dust collector, air compressor, etc. would be welcome. I'd appreciate your input based on your experiences (good or bad). Please reply to this email with any tips.

Thanks!
Scott Arnold



Birthday Door Prize News

AWA gives a birthday gift door prize to a turner who has a birthday during the month of that meeting. Here are the 'rules' for this year:

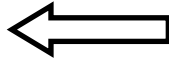
- 1) This is a door prize so, yes, you need to be at the meeting and stay for the drawing to win.
- 2) You need to make sure the Secretary and/or Newsletter Editor have your correct birth date. No fair changing your birth date in the middle of the year! You're stuck with the one they originally gave you!

MEMBERS DUES MUST BE CURRENT TO BE INCLUDED IN THE BIRTHDAY LIST.



MAY DEMO RECAP BY DAVID FANCHER & TIM TINGLE



David Fancher explaining about creating acrylic blanks.




Tim Tingle talking about using color for your blanks.



Terry Tingle finishing a pen he turned in the demo.



John Rhymes answering a question on Zoom from Steve Mills.



This is available on Amazon and also comes in laser as well as inkjet. AND it's not real expensive. (\$11 - \$25)



**Alabama Woodturners Association
(AWA)
Supporting
Children's Hospital of Alabama**



**Children's
of Alabama®**

Alabama Woodworkers Association's Children's Hospital Christmas Tree project is a ten month mission. We began this year with 22 ornaments carried over from 2023 and have collected 61 ornaments as of AWA's April meeting. We did not collect any new ornaments at our May meeting and therefore we have 239 ornaments to go with five months to go.



Make and donate the ornaments that you enjoy making. If you would like some ideas, I am inserting links to couple of ideas from leading wood turners.

Mike Peace:

Bird House Ornaments

<https://www.youtube.com/watch?v=KV4EXeZGrE0>

Christmas Ornaments – Quick and Easy

<https://www.youtube.com/watch?v=pYEveeqEuNo>

Richard Raffan:

Christmas Bell Ornaments – Richard Raffan

<https://www.youtube.com/watch?v=bLIBhHQON54>

Above is an example of how the ornaments are put on the tree. This is why we need so many.

WHAT EVERYONE HAS BEEN DOING



CHRIS HENLEY



RANDY TYNER

Vase - Open segmented and hollowed with walnut and poplar



MARTY COGEN



LYNN BASWELL



JOHN SOWELL
Box Elder 4" x 9"

WHAT EVERYONE HAS BEEN DOING



HOWARD KING
Brown Mallee



HOWARD KING
Pine



LYNN BASWELL



LYNN BASWELL



Laura McGuinn and Sarah Ryan's class pens



Closeup of Laura & Sarah's pens.

WHAT EVERYONE HAS BEEN DOING



DWIGHT HOSTETTER



HOWARD KING



JOHN SOWELL



JOHN SOWELL
Showing his "Almost Funnel"

WHAT EVERYONE HAS BEEN DOING



HAROLD DEASON



HOWARD KING



RANDY TYNER

WHAT EVERYONE HAS BEEN DOING



RANDY TYNER



ROCKY KIMBLE
He needed a
hammer so he
made one.



**Howard Deason
and
Pam Paustian's
acrylic pens
from Saturday
afternoon's**



**Closeup of
the pens
Harold & Pam
made.**

AWA LIBRARY

The materials in the AWA Library are now available for checkout. Since this is a new system (it actually began in 2020 but right before the Covid shutdown) I'd like to go with the following procedures and see how well it works. Your feedback is welcome.

1. A chart listing the materials will be available on the AWA website. You can find it on the "Learning" tab at "Library Listing" which is a link to <https://alabamawoodturners.com/wp-content/uploads/2020/03/AWA-Library.pdf> The materials are grouped according to type: DVDs, Books, Magazines. If you want to check any item(s) out please let me know by sending an email to alawoodturners@gmail.com prior to the next scheduled meeting. Please give me both the item number and its title so I can make sure I get the correct item.
2. The day of the meeting I'll pull these items from where they are stored. I'm going to plan to be in that room in the other building, i.e. the Red Mountain Makers space, from about 8:15 - 9:00 in case anyone wants to come browse and see what's in the library. Around 9:00 I'll bring any requested materials to the Hardware Park meeting room and check them out. I'll probably plan to stay at the meeting until around 9:30, but if you want an item and are going to be late let me know so I can stay until you get there.
3. Items will be checked out for one month, so they will be due back at the next monthly meeting. If you need to keep something longer please let me know; as long as no one else has requested it there shouldn't be a problem with keeping it an additional month. Questions, problems, suggestions, etc. can be sent to me at the above email address or see me at the meeting.

Thanks,
Jane Rabey
AWA Librarian

Why join the AAW?

Plain and simple, you are enthusiastic about woodturning.

An AAW membership offers you access to the single largest portfolio of high-quality educational woodturning resources available in the world. Membership is the fastest way to learn and enhance your woodturning expertise.

An AAW membership can help you:

- Experience the remarkable world of woodturning.
- Connect with others who share your passion.
- Be an active and knowledgeable member of the woodturning community.
- Make a commitment to your own personal and creative development.
- Express your dedication to preserving woodturning for future generations.

With an AAW membership you have access to:

- 3,000+ online projects, articles, videos, and tips are in AAW's Explore! search tool. Get the best project instructions, technique guidelines, and information in just a few simple clicks. Easily searchable by topic and includes all interest areas.
- 12,000+ images of member work are in AAW's Forum gallery online. Get inspiration, ideas, and feedback simply. Connect with woodturning enthusiasts using this member-moderated virtual community.
- 475+ online videos are quickly searchable by topic in AAW's Video Source. Avoid the frustration of searching YouTube. Get relevant woodturning videos in just a few clicks. All videos are prescreened by the AAW for quality content and safety.
- 150+ issues of American Woodturner are online with a searchable index.
- 38+ issues of Woodturning FUNDamentals publication and the Woodturning FUNDamentals online learning portal offer one-stop basics. Helps newer turners build and expand their woodturning knowledge and skills safely with a curated selection of information, projects, tips, and videos.
- 365 affiliated chapters are all easily searchable in our directories. Find a chapter near you fast. Also, search for symposia, demonstrations, exhibitions, events, organizations, and schools, and more, quickly and easily.

The Karl Harper Perpetual Challenge

AWA has established a perpetual turning challenge in memory of Karl Harper. This challenge is an excellent remembrance of Karl as he continuously expressed a 'try anything' spirit and was an inspiration to us all.

This is how it works: A piece will be turned by a member to be presented at the next meeting. A name will be drawn from the sign-in sheet at that meeting. If the person whose name is drawn accepts, they will take that piece to keep and will bring a piece the following month. If they decline, then another name will be drawn until someone accepts the challenge.



If you question your skill level, **don't!** Karl never did! You are good enough at whatever level you are! Karl would want us to put a bag over our heads before we turned because he thought 'Lights are for people with disabilities!'

James Vaughn turned a small lidded bowl for the May challenge, won by Terry Tingle for June.

If you want to watch the video of Karl Harper turning here is the link!

https://www.youtube.com/watch?v=n_XGRjlvMDk

COPY & PASTE
Also on the AWA website.

Turning Pens for Troops

Turning pens for the troops sponsored by Woodcraft has been a long-time project of our club. This project provides pen to our troops all over the world. Several of our members have met soldiers that have received a pen. All the service members speak of how much this meant to them and that they still have the pen. Last year, our club turned in over 300 pens! How the program works is that for every pen that we turn in Woodcraft gives us a slimline pen kit to make another one with.

From David Fancher;

Pens for troops is up to 125 pens. One member has made a commitment to make five pens a month. Please consider making a commitment to this great project. We have heard from several in the military how much this project means to them. Feel free to make yours as creative as possible. The pen can be of any type, but we can only replace it with a slimline. Please come by the table at the meetings a pickup a pen kit and a doughnut. If you have already gotten pen kits, please finish them up so we can get more kits.



LEADERSHIP

President: Terry Tingle
Vice President: Harold Deason
Secretary: John Rhymes
Treasurer: Carl Cummins
Board: Scott Arnold
Board: Tom Corbett

Board: John Sowell
Board: Richard Serviss
Librarian: Jane Rabey
Training: Under Development
Newsletter: Michelle Marken
Webmaster: Carl Cummins