

Alabama Woodturners Association



Newsletter

MAY 2024

A member of the American Association of Woodturners
Meeting at Hardware Park, 811 5th Avenue North, Birmingham
Meeting time: The second Saturday of each month at 9 am
www.alabamawoodturners.com

MAY AWA PRESIDENT'S NOTE

If you missed last month's demonstration of an egg in an egg, you missed an extremely interesting demo. I kept wondering, how did he get the egg in the egg? But it wasn't until the very conclusion of the demo, did he explain how he did it. Of course, it made sense then. This month, we are exploring working with materials other than wood. David Fancher and Tim Tingle will be talking about working with resins and acrylics. For the afternoon class, we will be turning acrylic pens. Tim, David, and I will be teaching the class. You may keep the pens or donate them to "Turn for Troops," if you choose.

For next month (June), we would love to do a round robin where 3 or more folks are demonstrating at the same time. For us to be able to do that, we need volunteers. Here are a few topics that David Fancher suggested, for folks to choose from. Of course, you may choose something besides what is on this list. Please look over it and be thinking about one of these that you could offer for a round robin. We will have this list available on the front table as you enter the meeting, so you can sign up there for the June meeting!

Possible Round-Robin Turning Topics

Hidden saltshaker, Pepper mill, plate, square edge plate, square edge bowl,
bottle stoppers, multi-axis scoop, kitchen tools, coffee scoops, honey dippers.
Fruits such as apples, pears,
acorns, acorn boxes
Natural edge bowl from crotch or half log
Mushrooms, Christmas trees, eggs
Doorstops, bud vases, natural edge bud vases,
wherewoodisart.com . (vases that look like a flower)
Jewelry such as rings, earrings, necklaces, etc.
Mini Baseball bats, multi-axis baseball bats
Tea light holders, wall art, Hand mirror – John Lucas
Christmas ornaments, mini-hat ornaments, bird house ornaments,
Finials, wall art, Power carving,
Finishes – difference between bought finishes and ones you can mix yourself.
Embellishments and color.

As usual, we will be **setting up for the meeting on Friday at 2:00.**

Thanks, Terry

CRAFT SUPPLIES USA
— THE WOODTURNERS' CATALOG —

(800) 551-8876

<http://www.woodturnerscatalog.com>

WOODCRAFT
Helping You Make Wood Work®

IN THIS ISSUE:

President's Note - Page 1
This month's information - Page 2
This month's Birthday's - Page 3
Last month's recap - Page 3
Children's Hospital Christmas Tree - Page 4
What People Are Doing - Pages 5 – 10
Karl Harper Challenge - Page 13

Special Articles

Classes
Page 11

Library information
Page 12

Turn for the Troops
Page 13

MAY DEMO BY TIM TINGLE & DAVID FANCHER

David Fancher: For my part of the demo,

Working with resin can take a lot of equipment. I plan to show how to make a mold using plywood and house wrap tape. It also does not require a pressure pot. A heat gun or torch will do it I used this to make a cutting board that has a resin stripe in it. This is also the technique that is used for river pour tables. This is when a slab is cut into two pieces and reversed with the straight edge becoming the outside edge and pouring resin in between. I will also be showing resin blanks that can be made using a three D printer. The files to make these are available online or you can write your own. If you don't have a printer some libraries and other groups will help. If there is time left we can also talk about clear label casting. You attach a design to a pen tube and then cast it in clear resin. There is printer paper that is made for this for you to make your own design.

I have been turning for several years, mostly doing pens. My daughter actually got me started in it after she took a class at the Phil Campbell School.

From Tim Tingle:

I've been turning for almost 5 years, turning acrylics for the last 3 years. And I started pouring my own pen blanks and other items with resin last year. I will pass out an outline of resin basics and show the steps to correctly mix and pour resin and mention the differences between turning wood vs resin.



TERRY TINGLE



MAY BIRTHDAYS

TIM TINGLE	5-10
TERRY TINGLE	5-10
JACK WEBB	5-10
JIM BLACK	5-30

Dues MUST be CURRENT to be included in the birthday list.

Birthday Door Prize News

AWA gives a birthday gift door prize to a turner who has a birthday during the month of that meeting. Here are the 'rules' for this year:

- 1) This is a door prize so, yes, you need to be at the meeting and stay for the drawing to win.
- 2) You need to make sure the Secretary and/or Newsletter Editor have your correct birth date. No fair changing your birth date in the middle of the year! You're stuck with the one they originally gave you!

MEMBERS DUES MUST BE CURRENT TO BE INCLUDED IN THE BIRTHDAY LIST.

APRIL DEMO RECAP BY MICHAEL ANDERSON





Children's
of Alabama®

**Alabama Woodturners Association
(AWA)
Supporting
Children's Hospital of Alabama**



Alabama Woodworkers Association's Childrens Hospital Christmas Tree project is a ten month mission. We began this year with 22 ornaments carried over from 2023 and have collected 61 ornaments as of AWA's April meeting. Our goal is to have a tree tightly packed with ornaments on decorating day in November. It takes at least 300 ornaments on hand to reach our goal. **So, we have work ahead of us!**

What will it take to meet our goal for 2024? It will take a significant number of members taking the time to produce a significant number of ornaments. A few things to remember are:

1. We need a variety of ornaments. Variety meaning size, wood, complexity, and style.
2. Be certain to put an eye hook on top of all ornaments.
3. No tree hanger is necessary because we have to wire the ornament to the tree.
4. Add on items like birds on bird houses is desirable but the counting, sorting, boxing, transporting is sometimes hard on the tiny birds. If you supply birds for your bird houses, we can glue them on when we are decorating at Childrens Hospital.
5. Tightly packed is not an exaggeration. Your ornament is needed. We focus on giving every ornament **pride of place**. Remember the goal is that all ornaments weigh not more than two ounces. Ornaments that weigh down the limbs are used but the ornaments weight results in a less desirable placement (closer to the trunk of the tree).

Join us by contributing ornaments this year. **We need everyone's help.** If you need an idea, stop and check out the ornaments being turned in for ideas. If you are into segmentation, make segmented ornaments. Add fancy finals, if that is your thing. Bells, light bulbs, small Christmas trees, small angels, candles, and even beehives are a big hit. A few fancy one of a kind ornaments are great but we also need ornaments that can be massed produced with much larger numbers submitted. Thanks to everyone who has turned in ornaments. It does take a village to decorate a Christmas tree with turned ornaments!!!

Each year a member volunteers to turn the tree topper. Susan McCalla has volunteered for the 2024 tree. Susan is known for her lovely angels. I am sure the top of the tree will take on a different look this year. As "they" say, variety is the spice of Christmas Trees. Many thanks to Susan for taking on this challenge.



WHAT EVERYONE HAS BEEN DOING



DWIGHT HOSTETTER
An Eggcentric turning



DWIGHT HOSTETTER
Molds for concrete raised
bed garden sides



HOWARD KING



HOWARD KING



**JERRY
HANCHEY**



WHAT EVERYONE HAS BEEN DOING



MAURICE CLABAUGH
Flat edged salad bowl
Spalted Pecan



MAURICE CLABAUGH
Bog Basket
White Spalted Bog wood



MAURICE CLABAUGH
Raw Magnolia Knot



MAURICE CLABAUGH
Emerging Magnolia Knot



RANDY TYNER



LEE BEADLES

WHAT EVERYONE HAS BEEN DOING

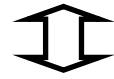


RON HERBSTER & SUSAN McCALLA

Bill Hubbard provided the Flamed Box Elder that Susan McCalla used for the body. Susan provided the wing design that I carved from basswood I had gotten from Bill. This will hopefully work for the club's Christmas tree this year. I'll hopefully bring it to the June meeting.



HOWARD KING



**MARTY COGEN
PENS FOR TROOPS**


Pen for Troops
Sponsored by Woodcraft
Pen turned by member of Alabama Woodturners
M. Cogen

WHAT EVERYONE HAS BEEN DOING



LYNN BASWELL



MARK HARRIS



MARK HARRIS



MARK HARRIS



MARK HARRIS

WHAT EVERYONE HAS BEEN DOING



LYNN BASWELL




CHRIS HENLEY



CHRIS HENLEY



JERRY HANCHEY



PETE MARKEN
STAVE SLED

WHAT EVERYONE HAS BEEN DOING



RON HERBSTER



HOWARD KING

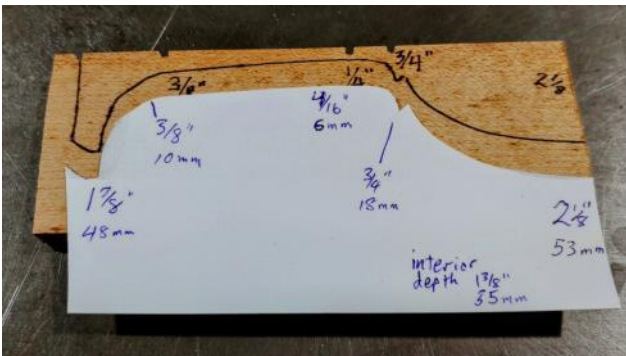
Bill Hubbard Collection

Last month saw the conclusion of the sales on eBay of woodturnings which Bill Hubbard donated to AWA. The sales on eBay totaled \$6,306.52. Sales to AWA members including previous years totaled \$1,640. Subtracting minor expenses of \$171.94 resulted in a total value of \$7,774.58. This is a wonderful gift that Bill gave to AWA. I propose that we set these funds aside from our general fund and give careful consideration to how to use this in a manner worthy of Bill's gift. If you have thoughts, please send an email, or speak to Terry or me.
-Carl Cummins

4-13-24 SATURDAY AFTERNOON CLASS



5-4-24 MORNING CLASS BY CARL CUMMINS



AWA LIBRARY

The materials in the AWA Library are now available for checkout. Since this is a new system (it actually began in 2020 but right before the Covid shutdown) I'd like to go with the following procedures and see how well it works. Your feedback is welcome.

1. A chart listing the materials will be available on the AWA website. You can find it on the "Learning" tab at "Library Listing" which is a link to <https://alabamawoodturners.com/wp-content/uploads/2020/03/AWA-Library.pdf> The materials are grouped according to type: DVDs, Books, Magazines. If you want to check any item(s) out please let me know by sending an email to alawoodturners@gmail.com prior to the next scheduled meeting. Please give me both the item number and its title so I can make sure I get the correct item.
2. The day of the meeting I'll pull these items from where they are stored. I'm going to plan to be in that room in the other building, i.e. the Red Mountain Makers space, from about 8:15 - 9:00 in case anyone wants to come browse and see what's in the library. Around 9:00 I'll bring any requested materials to the Hardware Park meeting room and check them out. I'll probably plan to stay at the meeting until around 9:30, but if you want an item and are going to be late let me know so I can stay until you get there.
3. Items will be checked out for one month, so they will be due back at the next monthly meeting. If you need to keep something longer please let me know; as long as no one else has requested it there shouldn't be a problem with keeping it an additional month. Questions, problems, suggestions, etc. can be sent to me at the above email address or see me at the meeting.

Thanks,
Jane Rabey
AWA Librarian

Why join the AAW?

Plain and simple, you are enthusiastic about woodturning.

An AAW membership offers you access to the single largest portfolio of high-quality educational woodturning resources available in the world. Membership is the fastest way to learn and enhance your woodturning expertise.

An AAW membership can help you:

- Experience the remarkable world of woodturning.
- Connect with others who share your passion.
- Be an active and knowledgeable member of the woodturning community.
- Make a commitment to your own personal and creative development.
- Express your dedication to preserving woodturning for future generations.

With an AAW membership you have access to:

- 3,000+ online projects, articles, videos, and tips are in AAW's Explore! search tool. Get the best project instructions, technique guidelines, and information in just a few simple clicks. Easily searchable by topic and includes all interest areas.
- 12,000+ images of member work are in AAW's Forum gallery online. Get inspiration, ideas, and feedback simply. Connect with woodturning enthusiasts using this member-moderated virtual community.
- 475+ online videos are quickly searchable by topic in AAW's Video Source. Avoid the frustration of searching YouTube. Get relevant woodturning videos in just a few clicks. All videos are prescreened by the AAW for quality content and safety.
- 150+ issues of American Woodturner are online with a searchable index.
- 38+ issues of Woodturning FUNDamentals publication and the Woodturning FUNDamentals online learning portal offer one-stop basics. Helps newer turners build and expand their woodturning knowledge and skills safely with a curated selection of information, projects, tips, and videos.
- 365 affiliated chapters are all easily searchable in our directories. Find a chapter near you fast. Also, search for symposia, demonstrations, exhibitions, events, organizations, and schools, and more, quickly and easily.

The Karl Harper Perpetual Challenge

AWA has established a perpetual turning challenge in memory of Karl Harper. This challenge is an excellent remembrance of Karl as he continuously expressed a 'try anything' spirit and was an inspiration to us all.

This is how it works: A piece will be turned by a member to be presented at the next meeting. A name will be drawn from the sign-in sheet at that meeting. If the person whose name is drawn accepts, they will take that piece to keep and will bring a piece the following month. If they decline, then another name will be drawn until someone accepts the challenge.



If you question your skill level, **don't!** Karl never did! You are good enough at whatever level you are! Karl would want us to put a bag over our heads before we turned because he thought 'Lights are for people with disabilities!'

Dwight Hostetter turned a small bowl for the April challenge, won by James Vaughn for May.



If you want to watch the video of Karl Harper turning here is the link!
https://www.youtube.com/watch?v=n_XGRjlvMDk

COPY & PASTE
Also on the AWA website.

Turning Pens for Troops

Turning pens for the troops sponsored by Woodcraft has been a long-time project of our club. This project provides pen to our troops all over the world. Several of our members have met soldiers that have received a pen. All the service members speak of how much this meant to them and that they still have the pen. Last year, our club turned in over 300 pens! How the program works is that for every pen that we turn in Woodcraft gives us a slimline pen kit to make another one with.

From David Fancher;

Pen for troops is moving forward. So far, we have turned in 76 pens. The kits we get from Woodcraft are slim lines. Ron Herbstler has come up with a creative idea that uses a spent rifle cartridge for the top. I'm sure that it will be popular with our troops. Feel free to make yours as creative as possible. The pen can be of any type, but we can only replace it with a slimline. Please come by the table at the meetings a pickup a pen kit and a doughnut. If you have already gotten pen kits, please finish them up so we can get more kits.



LEADERSHIP

President: Terry Tingle
Vice President: Harold Deason
Secretary: John Rhymes
Treasurer: Carl Cummins
Board: Scott Arnold
Board: Tom Corbett

Board: John Sowell
Board: Richard Serviss
Librarian: Jane Rabey
Training: Under Development
Newsletter: Michelle Marken
Webmaster: Carl Cummins