

APRIL DEMO BY MICHAEL ANDERSON



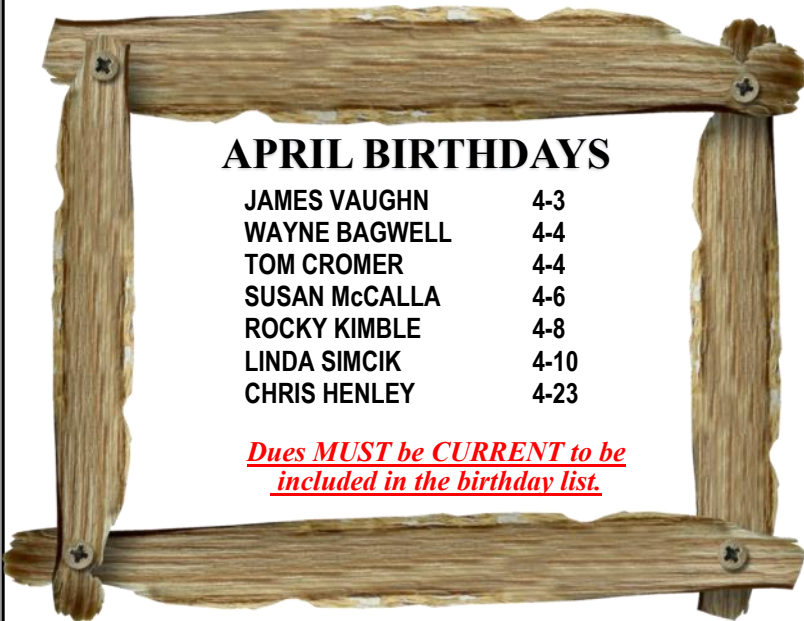
Michael has always been fascinated with exploring nature. During his adolescence days were often spent climbing trees, whittling, wading in creeks, digging through the mud, and doing everything else that bored kids tend to do. Fast-forward to adulthood and not much has changed. Michael finds nature incredibly inspiring. Woodturning has afforded him a creative outlet and an opportunity to work with amazing materials from around the world.

Michael primarily alternate between turning closed form bowls and sculptural pieces, and usually works with hardwood species sourced from the southeastern United States. When appropriate Michael showcases the natural characteristics of wood, but many of his pieces are embellished after the turning is complete. He finds satisfaction in visual and tactile surface treatments and is intrigued with the variety of techniques available to alter the appearance of wood. Whatever the end goal, form is paramount, and Michael's enjoyment of the process is what keeps him motivated for the next project.

Michael currently resides in Chattanooga is a member of the Tri State Woodturners. See more of his work on the AAW forum (aawforum.org/) or on Instagram@[ulmus.woodturning](https://www.instagram.com/ulmus.woodturning).

Eggception Demo

In this demo, Michael will teach you how to turn an egg sculpture so that a small egg is permanently affixed within a large egg's hollow. The magic is that the small egg can move around but never be removed. The demo will cover spindle turning techniques, precision turning, interrupted cuts, mounting with hot melt glue, as well as how to mount the egg sculpture on a simple pedestal.



APRIL BIRTHDAYS

| | |
|---------------|------|
| JAMES VAUGHN | 4-3 |
| WAYNE BAGWELL | 4-4 |
| TOM CROMER | 4-4 |
| SUSAN McCALLA | 4-6 |
| ROCKY KIMBLE | 4-8 |
| LINDA SIMCIK | 4-10 |
| CHRIS HENLEY | 4-23 |

Dues MUST be CURRENT to be included in the birthday list.

Birthday Door Prize News

AWA gives a birthday gift door prize to a turner who has a birthday during the month of that meeting. Here are the 'rules' for this year:

- 1) This is a door prize so, yes, you need to be at the meeting and stay for the drawing to win.
- 2) You need to make sure the Secretary and/or Newsletter Editor have your correct birth date. No fair changing your birth date in the middle of the year! You're stuck with the one they originally gave you!

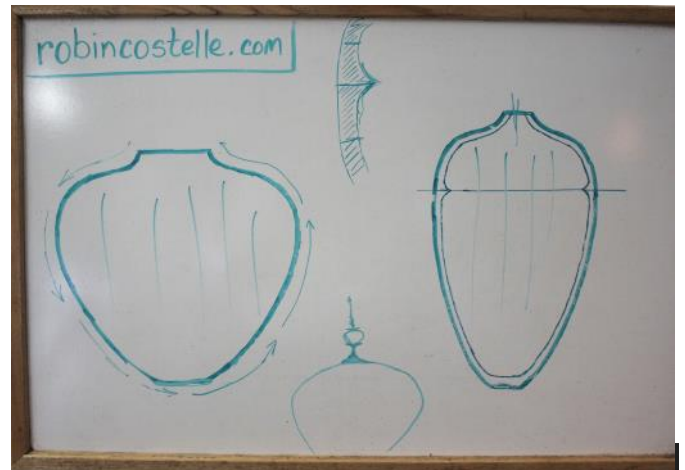
MEMBERS DUES MUST BE CURRENT TO BE INCLUDED IN THE BIRTHDAY LIST.

MARCH DEMO BY ROBIN COSTELLE

From Robin:

I live on a small farm in Fern Creek, Kentucky in a log home that we built. I've been woodturning for about 20 years and have tried all sorts of projects from pens and tops to large segmented vessels. I'm drawn to hollow forms and vessels with very close attention to form above all else.

I piddle with all sorts of other projects and mediums as well -musical instruments and pottery and fly rods and nets just to name a few. I just like to make stuff.



MARCH DEMO RECAP CONTINUED



ROBIN COSTELLE

**AWA members
watching the demo**





Children's
of Alabama®

Alabama Woodturners Association
(AWA)
Supporting
Children's Hospital of Alabama



2024 Children's Hospital Christmas Tree Turned Decorations

It is never too early to begin making your ornaments to contribute to this worth project. If you worry that your ornaments might be too simple, don't because the simplest to the most complex sold at the Encore Side by Side Christmas Concert. Remember, the AWA contribution to both organization creates funds for participants and patients who need additional help in paying for their services.

For April:

"Christmas Ornaments are now being accepted. Please bring yours to our next meeting. We need simple to complex and formal to cute. Your participation is essential to this project's success."



WHAT EVERYONE HAS BEEN DOING




JACK WEBB
Giraffe
Oak Firewood



CARL CUMMINS
Square Bowl



RON HERBSTER



KEN WARR
Segmented bowl with red oak,
padauk, & mahogany veneer

WHAT EVERYONE HAS BEEN DOING



HOWARD KING
Hollow Form out of Maple
(stippling and colored with India Ink).



HOWARD KING



WHAT EVERYONE HAS BEEN DOING



HOWARD KING
Wall Hanging piece out of Mahogany
(stippling with ball tip burner and colored with India Ink)



RANDY TYNER
Hollowed cherry burl bowl with wing (all 1 piece).
And segmented insert into mouth opening.




RANDY TYNER

WHAT RANDY TYNER HAS BEEN DOING



RANDY TYNER
Open segmented Christmas ornament.
These are a pain to make.
They are very fragile to turn.
2.5 inches outer diameter



92 pieces. Last one for a while



RANDY TYNER
Cherry Burl


WHAT EVERYONE HAS BEEN DOING



MARTY COGEN



CHRIS HENLEY
Cored bowls



JOHN SOWELL



RANDY TYNER

WHAT EVERYONE HAS BEEN DOING




RON HERBSTER



JERRY HANCHEY



RON HERBSTER



ROCKY KIMBLE


WHAT EVERYONE HAS BEEN DOING



LYNN BASWELL



RON HERBSTER



RON HERBSTER



CARL CUMMINS
Twig vase and blank

AWA LIBRARY

The materials in the AWA Library are now available for checkout. Since this is a new system (it actually began in 2020 but right before the Covid shutdown) I'd like to go with the following procedures and see how well it works. Your feedback is welcome.

1. A chart listing the materials will be available on the AWA website. You can find it on the "Learning" tab at "Library Listing" which is a link to <https://alabamawoodturners.com/wp-content/uploads/2020/03/AWA-Library.pdf> The materials are grouped according to type: DVDs, Books, Magazines. If you want to check any item(s) out please let me know by sending an email to alawoodturners@gmail.com prior to the next scheduled meeting. Please give me both the item number and its title so I can make sure I get the correct item.
2. The day of the meeting I'll pull these items from where they are stored. I'm going to plan to be in that room in the other building, i.e. the Red Mountain Makers space, from about 8:15 - 9:00 in case anyone wants to come browse and see what's in the library. Around 9:00 I'll bring any requested materials to the Hardware Park meeting room and check them out. I'll probably plan to stay at the meeting until around 9:30, but if you want an item and are going to be late let me know so I can stay until you get there.
3. Items will be checked out for one month, so they will be due back at the next monthly meeting. If you need to keep something longer please let me know; as long as no one else has requested it there shouldn't be a problem with keeping it an additional month. Questions, problems, suggestions, etc. can be sent to me at the above email address or see me at the meeting.

Thanks,
Jane Rabey
AWA Librarian

Why join the AAW?

Plain and simple, you are enthusiastic about woodturning.

An AAW membership offers you access to the single largest portfolio of high-quality educational woodturning resources available in the world. Membership is the fastest way to learn and enhance your woodturning expertise.

An AAW membership can help you:

- Experience the remarkable world of woodturning.
- Connect with others who share your passion.
- Be an active and knowledgeable member of the woodturning community.
- Make a commitment to your own personal and creative development.
- Express your dedication to preserving woodturning for future generations.

With an AAW membership you have access to:

- 3,000+ online projects, articles, videos, and tips are in AAW's Explore! search tool. Get the best project instructions, technique guidelines, and information in just a few simple clicks. Easily searchable by topic and includes all interest areas.
- 12,000+ images of member work are in AAW's Forum gallery online. Get inspiration, ideas, and feedback simply. Connect with woodturning enthusiasts using this member-moderated virtual community.
- 475+ online videos are quickly searchable by topic in AAW's Video Source. Avoid the frustration of searching YouTube. Get relevant woodturning videos in just a few clicks. All videos are prescreened by the AAW for quality content and safety.
- 150+ issues of American Woodturner are online with a searchable index.
- 38+ issues of Woodturning FUNDamentals publication and the Woodturning FUNDamentals online learning portal offer one-stop basics. Helps newer turners build and expand their woodturning knowledge and skills safely with a curated selection of information, projects, tips, and videos.
- 365 affiliated chapters are all easily searchable in our directories. Find a chapter near you fast. Also, search for symposia, demonstrations, exhibitions, events, organizations, and schools, and more, quickly and easily.

The Karl Harper Perpetual Challenge

AWA has established a perpetual turning challenge in memory of Karl Harper. This challenge is an excellent remembrance of Karl as he continuously expressed a 'try anything' spirit and was an inspiration to us all.

This is how it works: A piece will be turned by a member to be presented at the next meeting. A name will be drawn from the sign-in sheet at that meeting. If the person whose name is drawn accepts, they will take that piece to keep and will bring a piece the following month. If they decline, then another name will be drawn until someone accepts the challenge.



If you want to watch the video of Karl Harper turning here is the link!
https://www.youtube.com/watch?v=n_XGRjlvMDk

COPY & PASTE
Also on the AWA website.



If you question your skill level, **don't!** Karl never did! You are good enough at whatever level you are! Karl would want us to put a bag over our heads before we turned because he thought 'Lights are for people with disabilities!'

John Rhymes turned a small plate/platter for the March challenge, won by Dwight Hostetter for April.

Turning Pens for Troops

Turning pens for the troops sponsored by Woodcraft has been a long-time project of our club. This project provides pen to our troops all over the world. Several of our members have met soldiers that have received a pen. All the service members speak of how much this meant to them and that they still have the pen. Last year, our club turned in over 300 pens! How the program works is that for every pen that we turn in Woodcraft gives us a slimline pen kit to make another one with.

From David Fancher;

Pen for troops is moving forward. So far, we have turned in 76 pens. The kits we get from Woodcraft are slim lines. Ron Herbster has come up with a creative idea that uses a spent rifle cartridge for the top. I'm sure that it will be popular with our troops. Feel free to make yours as creative as possible. The pen can be of any type, but we can only replace it with a slimline. Please come by the table at the meetings a pickup a pen kit and a doughnut. If you have already gotten pen kits, please finish them up so we can get more kits.



LEADERSHIP

President: Terry Tingle
Vice President: Harold Deason
Secretary: John Rhymes
Treasurer: Carl Cummins
Board: Scott Arnold
Board: Tom Corbett

Board: John Sowell
Board: Richard Serviss
Librarian: Jane Rabey
Training: Under Development
Newsletter: Michelle Marken
Webmaster: Carl Cummins