

Alabama Woodturners Association



Newsletter

SEPTEMBER 2023

A member of the American Association of Woodturners
Meeting at Hardware Park, 811 5th Avenue North, Birmingham
Meeting time: The second Saturday of each month at 9 am
www.alabamawoodturners.com

SEPTEMBER AWA PRESIDENT'S NOTE

Boys and girls, I am joining my brother in a booth at Tinglewood. I had planned to come to the meeting, and then go down to Montevallo after the meeting, but Harold called and volunteered to take care of the meeting. So, Saturday, Ron Herbst, Tim, and I will be representing Alabama Woodturners Association at Tinglewood. Last year Ron walked away with two "Best in Shows". We hope to do well this year, and to stir up some interest in woodturning. I am hoping we can tape Carl's demo so I can watch it later!

In October, Bill Calderwood will be doing a demo on Celtic knots.

In November, Pete Marken will be talking about segmented bowls.

In December, we will be celebrating the holidays with our year end party, same place as last year.

We will be meeting at Hardware Park on Friday at 2:00 to set up for Saturday's meeting. Thank you all who come and help us set up!

Terry



CRAFT SUPPLIES USA
— THE WOODTURNERS CATALOG —

(800) 551-8876

<http://www.woodturnerscatalog.com>

WOODCRAFT
Helping You Make Wood Work®

IN THIS ISSUE:

President's Note - Page 1
This months information - Page 2
This months Birthday's - Page 3
Last months Recap - Page 3
Ornament information - Page 4
What People Are Doing - Pages 6 – 10
Karl Harper Challenge - Page 12

Special Articles

Top Pattern
Page 5

Library information
Page 11

Update on
Turn for the Troops
Page 12


SEPTEMBER DEMONSTRATOR CARL CUMMINS

What's Next in Spindle Turning

by Carl Cummins

Now that you are comfortable with Beads and Coves, what's next? As you design your own work pieces, you may want to incorporate more variety. There are many more shapes to add to your repertoire. I will show how to make these shapes, show tools used and various jigs for matching shapes. I'll also discuss how to integrate shapes into a design to flow naturally. I will apply all this to make a candle holder.

Diagram from *Woodturning - A Foundation Course* by Keith Rowley



Practice reproduction by Carl Cummins

From *Fundamentals of Woodturning* by Mike Darlow




Figure 5.2 Common molding profiles. The treacle mold and bird's beak have concave undercuts.

Practice reproduction by Carl Cummins



RECAP OF AUGUST'S DEMO WITH GLEN COWEN



SEPTEMBER BIRTHDAYS

JERRY HANCHEY	9/1
CHARLES MOORE	9/4
RANDY TYNER	9/7
JAMES ELDER	9/9

Dues MUST be CURRENT to be included in the birthday list.

Birthday Door Prize News

AWA gives a birthday gift door prize to a turner who has a birthday during the month of that meeting. Here are the 'rules' for this year:

- 1) This is a door prize so, yes, you need to be at the meeting and stay for the drawing to win.
- 2) You need to make sure the Secretary and/or Newsletter Editor have your correct birth date. No fair changing your birth date in the middle of the year! You're stuck with the one they originally gave you!

MEMBERS DUES MUST BE CURRENT TO BE INCLUDED IN THE BIRTHDAY LIST.



Children's
of Alabama®

**Alabama Woodturners Association
(AWA)
Supporting
Children's Hospital of Alabama**



The AWA members who contributed ornaments for the first time in August were:

Linda Simcik

Jim Black

Susan McCall

Ten different members have provided the 200 plus ornaments this year. With the 42 ornaments we had left over from 2022, 300 ornaments is doable. Going over goal helps the start in 2024 to be much easier.

All we need to get there is more members to contribute more ornaments. Ten different members have given through August. A few more first time givers will top last year's result of 12 participating. We have two meetings including September to go before it is time to decorate.

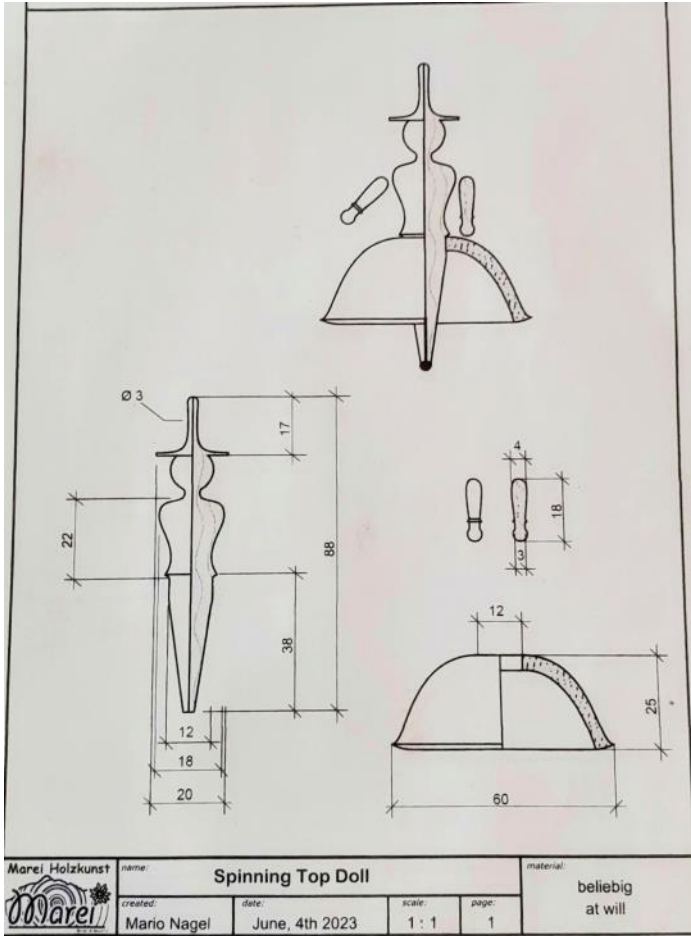
Bill West's daughters and granddaughters will be decorating. If anyone wants to join us on the first Sunday morning in November at Children's Hospital, please let me know. It is a fun time.



September 3, 2023 Snapshot of the Collection of Christmas Tree Ornaments for AWA Christmas Tree for Children's			
Activity	Jun-23	Jul-23	Sep-23
	Count	Count	Count
Number of ornaments needed every year	300	300	300
Ornaments carried over from 2022	42	42	42
Ornaments collected todate	40	52	170
Number of ornaments collected this past month	12	76	42
Repeat contributors	1	3	4
New contributors	0	4	3
Total Members participating	3	7	10
Number of ornaments on hand	94	170	254
Ornaments needed	206	130	46
Percent of ornaments left to be collected	69%	43%	15%
Percent of project time remaining	44%	33%	22%

RON HERBSTER

Ron made this top and graciously supplied the instructions if you want to do one yourself.



I'm not sure if Ron did these tops or not, but I thought all the tops should go together.

WHAT EVERYONE HAS BEEN DOING



HOWARD KING



VIEW 1



**HOWARD KING
CHERRY BURL**

VIEW 2



VIEW 1



VIEW 2



**HOWARD KING
AMBROSIA MAPLE**



RANDY TYNER

WHAT EVERYONE HAS BEEN DOING



CARL CUMMINS
Eccentric Triple Box reproduction after
Jean-Francois Escoulen



CARL CUMMINS
Double Surprise Mushroom Box
Holly



CHRIS HENLEY



CARL CUMMINS
Mushroom Box taken apart



JOHN SOWELL
Chinese Chestnut

WHAT EVERYONE HAS BEEN DOING



MAURICE CLABAUGH
is Bird in Flight, Magnolia,
9.875" W x 5.25" H




MAURICE CLABAUGH
Bird in Flight, Magnolia, (Inside view)
9.875" W x 5.25" H



MAURICE CLABAUGH
Feather and Limb Black Locust
7.25" W x 3.875" H



MAURICE CLABAUGH
Feather and Limb Black Locust, (Inside View)
7.25" W x 3.875" H



JOHN SOWELL
Chinese Chestnut



JOHN SOWELL
Unknown Wood

WHAT EVERYONE HAS BEEN DOING



BILL CASH

The Cherry Bowl will be in an auction for The Riley Center Annual Gala Fundraiser, Huntsville AL.



BILL CASH

Dogwood Bowl, is a crotch piece from a NAW meeting raffle table.



BILL CASH

This Platter is Padauk 18" with walnut oil only. It will be in an auction for "Make A Wish" fundraiser Gala for donors 15 September, VBC Huntsville BallRoom South.



LYNN BASWELL



CARL CUMMINS

NEW still in the box

Nova Comet II DR midi lathe for sale
\$500

Contact Pete Marken at
p_marken@bellsouth.net

WHAT EVERYONE HAS BEEN DOING



VIEW 1

RANDY TYNER



VIEW 2



VIEW 1

RANDY TYNER



VIEW 2

AWA LIBRARY

The materials in the AWA Library are now available for checkout. Since this is a new system (it actually began in 2020 but right before the Covid shutdown) I'd like to go with the following procedures and see how well it works. Your feedback is welcome.

1. A chart listing the materials will be available on the AWA website. You can find it on the "Learning" tab at "Library Listing" which is a link to <https://alabamawoodturners.com/wp-content/uploads/2020/03/AWA-Library.pdf> The materials are grouped according to type: DVDs, Books, Magazines. If you want to check any item(s) out please let me know by sending an email to alawoodturners@gmail.com prior to the next scheduled meeting. Please give me both the item number and its title so I can make sure I get the correct item.
2. The day of the meeting I'll pull these items from where they are stored. I'm going to plan to be in that room in the other building, i.e. the Red Mountain Makers space, from about 8:15 - 9:00 in case anyone wants to come browse and see what's in the library. Around 9:00 I'll bring any requested materials to the Hardware Park meeting room and check them out. I'll probably plan to stay at the meeting until around 9:30, but if you want an item and are going to be late let me know so I can stay until you get there.
3. Items will be checked out for one month, so they will be due back at the next monthly meeting. If you need to keep something longer please let me know; as long as no one else has requested it there shouldn't be a problem with keeping it an additional month. Questions, problems, suggestions, etc. can be sent to me at the above email address or see me at the meeting.

Thanks,
Jane Rabey
AWA Librarian

Why join the AAW?

Plain and simple, you are enthusiastic about woodturning.

An AAW membership offers you access to the single largest portfolio of high-quality educational woodturning resources available in the world. Membership is the fastest way to learn and enhance your woodturning expertise.

An AAW membership can help you:

- Experience the remarkable world of woodturning.
- Connect with others who share your passion.
- Be an active and knowledgeable member of the woodturning community.
- Make a commitment to your own personal and creative development.
- Express your dedication to preserving woodturning for future generations.

With an AAW membership you have access to:

- 3,000+ online projects, articles, videos, and tips are in AAW's Explore! search tool. Get the best project instructions, technique guidelines, and information in just a few simple clicks. Easily searchable by topic and includes all interest areas.
- 12,000+ images of member work are in AAW's Forum gallery online. Get inspiration, ideas, and feedback simply. Connect with woodturning enthusiasts using this member-moderated virtual community.
- 475+ online videos are quickly searchable by topic in AAW's Video Source. Avoid the frustration of searching YouTube. Get relevant woodturning videos in just a few clicks. All videos are prescreened by the AAW for quality content and safety.
- 150+ issues of American Woodturner are online with a searchable index.
- 38+ issues of Woodturning FUNDamentals publication and the Woodturning FUNDamentals online learning portal offer one-stop basics. Helps newer turners build and expand their woodturning knowledge and skills safely with a curated selection of information, projects, tips, and videos.
- 365 affiliated chapters are all easily searchable in our directories. Find a chapter near you fast. Also, search for symposia, demonstrations, exhibitions, events, organizations, and schools, and more, quickly and easily.

The Karl Harper Perpetual Challenge

AWA has established a perpetual turning challenge in memory of Karl Harper. This challenge is an excellent remembrance of Karl as he continuously expressed a 'try anything' spirit and was an inspiration to us all.

This is how it works: A piece will be turned by a member to be presented at the next meeting. A name will be drawn from the sign-in sheet at that meeting. If the person whose name is drawn accepts, they will take that piece to keep and will bring a piece the following month. If they decline, then another name will be drawn until someone accepts the challenge.



If you want to watch the video of Karl Harper turning here is the link!
https://www.youtube.com/watch?v=n_XGRjlvMDk

COPY & PASTE
Also on the AWA website.



If you question your skill level, don't! Karl never did! You are good enough at whatever level you are! Karl would want us to put a bag over our heads before we turned because he thought 'Lights are for people with disabilities!'

Dwight Hostetter turned a segmented vessel for the August challenge, won by Harold Deason.

Turning Pens for Troops

Turning pens for the troops sponsored by Woodcraft has been a long-time project of our club. This project provides pen to our troops all over the world. Several of our members have met soldiers that have received a pen. All the service members speak of how much this meant to them and that they still have the pen. Last year, our club turned in over 300 pens! How the program works is that for every pen that we turn in Woodcraft gives us a slimline pen kit to make another one with. This makes it very important that if you pick up a pen kit at a meeting, that you complete the pen before the next meeting. This lets us get new kits to make more pens with. Every kit that you pick up will have a Pen for Troops card in it. This is for you to write a message to the service member. Please be sure to sign the card. We have turned in over 400 pens! There are more and more members turning in pens. If you're interested in turning in for this project, you can pick up a slimline kit and blanks at any meeting. If you have a favorite style of pen, you can make it and donate it to the project (will be replaced with a slimline kit). Several members of the military have shared how much the pen meant to them.

Special recognition goes to Lee Beadles who has taken this on as a personal project and so far, this year has turned in 250 pens.

David Fancher



LEADERSHIP

President: Terry Tingle
Vice President: Harold Deason
Secretary: John Rhymes
Treasurer: Carl Cummins
Board: Scott Arnold
Board: Tom Corbett

Board: John Sowell
Board: Richard Serviss
Librarian: Jane Rabey
Training: Under Development
Newsletter: Michelle Marken
Webmaster: Carl Cummins