

Alabama Woodturners Association



Newsletter

FEBRUARY 2022

A member of the American Association of Woodturners
MEETING IN PERSON THIS MONTH
Meeting time: The second Saturday of each month at 9 am
www.alabamawoodturners.com

PRESIDENT'S NOTE

For our February meeting, we will be meeting both in-person and by zoom. We will not be requiring masks but are encouraging whoever needs to wear a mask to do so. I am fully vaccinated, but because of my highly compromised immune system, I mask when I go to Walmart or Lowe's. So, I may mask, if I'm not speaking. Our presenter will be by zoom, but because we have such a good AV person, wherever you are, you'll have a good view!

Recently, I asked this question on Facebook to one of the woodturning communities I belong to: "What got you interested in woodturning?" The number one answer was—I took shop in Jr. High or H.S. and loved it. Sadly, one member said he took shop, but the shop teacher wouldn't allow any of his students to use the lathe. The number two answer was – because of Covid or retirement, I needed a hobby. The number three answer was that a family member or a friend or neighbor had invited them to play with their lathe. Next was- I inherited or was given a lathe. The next highest number was – I saw a YouTube demonstration of a lathe or witnessed a Shoptsmith demonstration. Other answers were - To make toys for children in the family as in Harry Potter magic wands; wood, relaxation, looked like fun, baseball, saw a friend make a bowl, needed something to take his mind off smoking. One wanted to be able to make something that people would want and would pay for. One was inspired from a pen making class. Boyfriend. Boredom. No limit to creativity.

"It gets me out of the house, and away from the kids."

Another man was on maternity leave with his wife, and she asked him to find a hobby that would get him out of the house. One man was a woodworker and was tired of making cutting boards.

Others either lived on property with a lot of trees, or were professional tree cutters, and they wanted to make good use of the trees that were just being wasted or burned.

One got into it by his motivation to make lots of money with minimal investment. Then he realized it

CRAFT SUPPLIES USA
— THE WOODTURNERS CATALOG —

(800) 551-8876

<http://www.woodturnerscatalog.com>

WOODCRAFT
Helping You Make Wood Work®

In this issue:
President's Note - Page 1 & 2
This month's Demo info - Page 3
Birthdays Page - Page 3
Class Planning Information - Page 4
New Meeting Place Directions - Page 5
AAW Information - Page 6 & 7
What People are Doing - Page 7 - 10
Special Article & Announcements - Page 11
Karl Harper Challenge - Page 12
Turn for the Troops - Page 12



**NEXT
PAGE**

PRESIDENTS NOTE CONTINUED:

was a money pit, but he was still hooked.

One man spent a winter in an RV park that had a wood shop.

One man learned in his High School Woodshop class, over three decades ago. He did own a lathe about 17 years ago, but he was married then and not allowed to have hobbies, so he sold it. Just got another one just a couple of years ago.

Relaxation, creativity, therapeutic, enjoyable, I like being dizzy.

"I saw a Christmas tree and thought, 'I could do that'". Told his wife. She authorized him to buy a lathe and tools. A year later, she absconded with all the trees and several of his bowls (my personal favorite).

Do any of these resonate with you? Many years ago, when I worked at Sears, I met Johnny Carpenter. He carried around an assortment of pens that he had turned. I couldn't afford any of them, but I was amazed at how beautiful they were. I envied his ability to make something so beautiful with wood. Thirty years later, here I am, making beautiful pens. Some end up as gifts. Others I sell to friends from grammar school and high school.

People have all kinds of reasons for being interested in wood turning, but several things stood out in the poll; the highest number of reasons came from folks who took shop in school and loved it. Then, retirement or illness created the opportunity to return to turning wood. The second highest response was that a friend or family member invited them to "play" with a lathe, and they were hooked. It is addictive, not in an unhealthy way. For me, it is therapy. When I am making a pen, which is what I do mostly, I must focus (concentrate) on what I am doing, so it does give me a short period of rest, or relief from what is often over-whelming responsibilities. And within a short time, I have made something nice, and useful. It is very satisfying.

I hope that this year will be another of learning for us all. When I was new, I was often intimidated to turn in class in front of people who were so good. I don't believe I was alone with those feelings of insecurity. My hope is that our teachers and mentors will create an environment where each of us, no matter what our skill level is, is encouraged to grow and try new projects, knowing that we will all make mistakes along the way. Our club has so many folks willing to be teachers and mentors and being in our new location and working with the "Red Mountain Makers" is going to give us many more opportunities to learn than we could have had in our previous location. Many thanks to Scott Arnold, Carl Cummins, and John Rhymes for helping us secure this space and organization to work with.

We are grateful that David Fancher has agreed to continue to coordinate the "Turn for Troops" project, and Sandra McMillian has agreed to head up the Christmas ornaments for Children's Hospital this year. We are still in need of a librarian, especially since we have acquired more resources that need to be catalogued.

One last word, if you know a neighbor or a friend who might be interested in our club, please invite them. They will thank you. Looking forward to a great year in turning.

Terry Tingle

FEBRUARY DEMO BY MIKE PEACE



Mike Peace enjoys every aspect of woodturning including demonstrating and teaching. He has demonstrated at the American Association of Woodturners symposium in Atlanta 2016 and Portland 2018, as well as regional symposia and many clubs throughout the US, Canada, and the UK via Interactive Remote Demonstrations. He has taught at the John C. Campbell Folk School.

Mike has published articles in American Woodturner, More Woodturning, Woodturning Design, and Woodturning FUNDamentals. He uploads a woodturning video, usually weekly, to his popular YouTube channel Mike Peace Woodturning.

Mike lives in Suwanee, GA with his wife Barbara. Before retirement, Mike worked at ADP as a payroll software project manager. After serving on active duty in the US Army, Mike stayed active as a reservist retiring with the rank of Lieutenant Colonel.

Reprinted with permission of the American Association of Woodturners

TEXTURING AND SPIRALING



Demo description: Adding Pizzazz with Texturing

Mike Peace demonstrates adding embellishments to turning projects such as bowls and boxes using a variety of texturing tools such as the Sorby or Crown Spiraling and Texturing tools, Knurling Tool, mini texturing tool with Dremel burr and a chatter tool. He explains the when, why and how for each tool. Mike's article on Texturing and Spiraling was published in the December 2013 issue of American Woodturner. He has a handout on making a Dremel burr texturing tool on his website here. More information on his woodturning can be found at his homepage <https://mikepeacewoodturning.com/>. You can contact Mike at MikePeace356@gmail.com.



FEBRUARY BIRTHDAYS

MYRA HARPER	3
DANIEL NEAL	8
JOHN JACKMAN	20
JIM HAVLIK	25

Birthday Door Prize News

AWA gives a birthday gift door prize to a turner who has a birthday during the month of that meeting. Here are the 'rules' for this year:

- 1) This is a door prize so, yes, you need to be at the meeting and stay for the drawing to win.
- 2) You need to make sure the Secretary and/or Newsletter Editor have your correct birth date. No fair changing your birth date in the middle of the year! You're stuck with the one they originally gave you!

MEMBERS DUES MUST BE CURRENT TO BE INCLUDED IN THE BIRTHDAY LIST.

CLASS PLANNING INFORMATION

The Red Mountain Makers are making great progress in building out their new space at Hardware Park. We should be able to move in soon but don't yet have a specific date. We plan to hire a moving company to move our heavy pieces out of storage, and probably just have them move everything while they are at it. We will need some volunteers to help unpack in an orderly fashion, in particular the tool cabinet and library.

In the meantime, we are already starting to plan classes. We will have one class on each second Saturday afternoon (after our morning meeting), and it will typically be an application of the morning demo. This class will be free to AWA members as has been our recent policy. If there is space available, then non-AWA-members may register for a price.

Our next meeting will be Saturday Feb 12, and for our demo Mike Peace will present "Adding Pizzazz with Texturing" via zoom. That afternoon I will supervise a practice session on the tools and techniques presented in the morning demo. If you have experience with texturing and can help with this session, please let me know. Or if you have texturing tools (knurling, spiraling, chattering) that you could loan I would appreciate that.

In addition to the once-per-month free class, AWA has committed to teach classes for the benefit of the community at large, and these will require a registration fee. The fee is required in order to help pay rent and utilities for the space. Often there will be a discount price for AWA members. AWA, RMM, and the instructor will all get a share of the fee.

To get things started the AWA will offer a 5-part series which I called "A Comprehensive Introduction to Woodturning" (a.k.a. "Woodturning for Beginners") starting March 3. If you are willing to help with one or more sessions by assisting students through the hands-on exercises, please let me know.

Terry Tingle is planning to offer a class on pen turning, and John Sowell will offer a class on bottles stopper and bottle opener.

I have scheduled a second free-to-AWA class on March 12 "Focus on the Skew Chisel".

To register for any class, go to the following link. This page shows our upcoming meeting and classes plus additional woodworking classes offered by RMM:

<https://redmountainmakers.wildapricot.org/Woodworking>

Now it is time for other members to step up and lead a class or two. These can be on any woodturning topic, but the preference is for a project that can be completed in one session. If you are hesitant about leading a class you could start by helping Terry, John, or me.

Please contact me (Carl Cummins) at alawoodturners@gmail.com now with your thoughts on leading or helping with classes.

Thank you!

CONTINUED FROM PAGE 4

Some other ideas for class topics:

- Pepper Grinder
- Turkey Call
- Duck Call
- A Basic Bowl
- Natural Edge Bowl
- Closed Form Bowl
- Lidded Bowl
- Plate or Platter
- End-grain Box, Snug-fit or Loose-fit Lid
- Goblet
- Vase
- Candle Holders
- Ornament with Hollow Body and Thin Finials
- Bird House Ornament and Acorn Ornament
- One-piece Ornaments
- Sphere and Stand
- Egg and Cup

Ideas for more advanced topics:

- Thin-stem Goblet with Captive Rings
- Inside-Out Ornament
- Cowboy Hat Ornament
- Hollow Form
- Segmented turning
- Multi-axis projects
- Filling Cracks and Voids

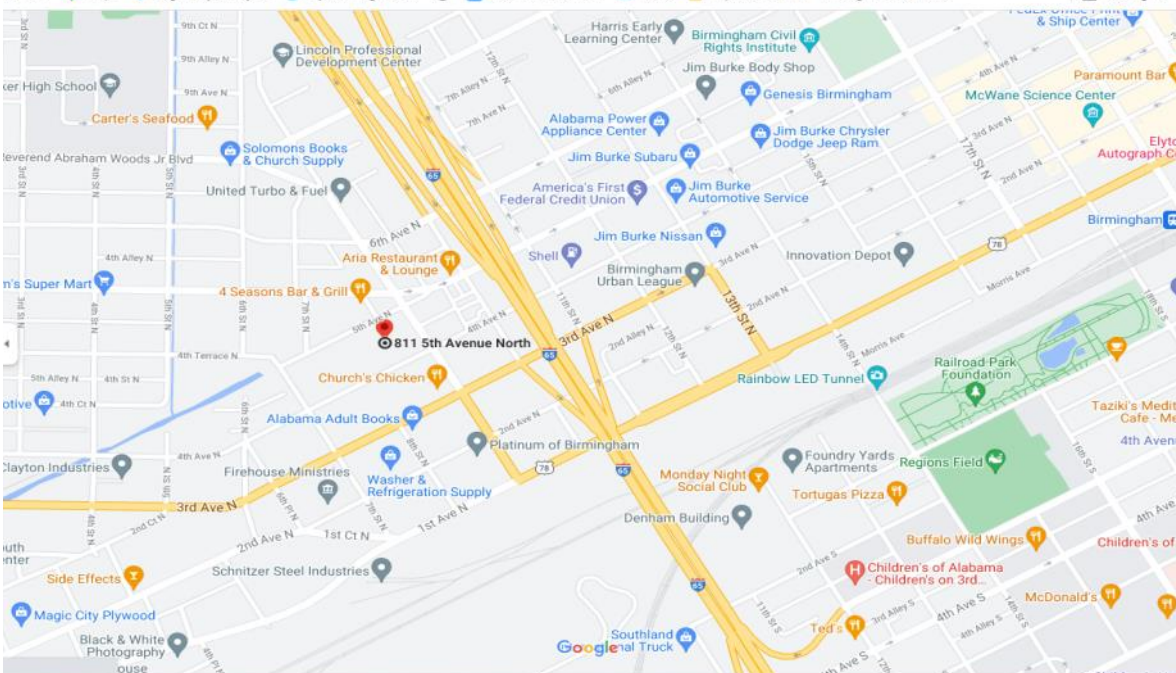


Our meeting place this month is Hardware Park (formerly Long-Lewis Hardware), downtown between 4th and 5th Ave. North. The exact address is

**811 5th Ave North
Birmingham, AL 35203**

You'll enter through this door.

Make sure to look for our new flag on the corner!



AWA Officers

The President - Terry Tingle has agreed to be our new president!

- leads the monthly meeting
- calls Board meetings as needed to make plans and discuss issues
- with approval from the Board sets the direction for the club and makes decisions about new purchases/expenses
- oversees other functions such as recruiting volunteers or appointing committees (A/V, Turn For Troops, Christmas Tree Ornaments, Library, etc.)
- serves as the spokesperson for the club.

We are STILL NEED to fill Officer and Board positions and need volunteers/nominations now. Here are descriptions of the roles:

The Vice President and Program Director

- fills in when President is absent
- leads the Program Committee to arrange programs for monthly meetings.

Member of Board of Directors

- provides ideas and feedback about the activities, direction, and finances of the club.

AMERICAN ASSOCIATION OF WOODTURNERS (AAW) NATIONAL SYMPOSIUM

The American Association of Woodturners is an organization that is committed to delivering the highest quality woodturning resources and education to its members. Today, the AAW has more than 16,000 members worldwide with 365+ local chapters, publishes the American Woodturner journal, organizes an annual International Symposium, sponsors woodturning outreach and education activities, and operates a gallery space in St. Paul MN's Landmark Center. Our organization, the AWA, is Local Chapter number 111 of AAW.

In June, AAW will present a live, In-Person Event, the AAW's Annual International Woodturning Symposium. The location is close, Chattanooga, TN. The dates are June 23-26. In 3 ½ days, there will be 100 compelling presentations to help us become better. If you decide to attend, please know that if we register as a club, we get a discount. Please inform Carl if you plan to go!

AAW also offers weekly newsletter articles and instructional videos. And they provide zoom videos for members and visitors. For instance, on Saturday, February 19th at 2:00, AAW will present "From Pen Turning to Pen Making" with Mark Dreyer and John Underhill. They describe it as a mini-master's program in pen making in less than two hours! Topics covered will be Pen blank and component selection, preparation, drilling, gluing, and tips; and techniques for casting resin pen blanks, including clear and embedded object casting.

If you are not a member, check out their website to see all that they offer.

Web address is www.woodturner.org

Why join the AAW?

Plain and simple, you are enthusiastic about woodturning.

An AAW membership offers you access to the single largest portfolio of high-quality educational woodturning resources available in the world. Membership is the fastest way to learn and enhance your woodturning expertise.

An AAW membership can help you:

- Experience the remarkable world of woodturning.
- Connect with others who share your passion.
- Be an active and knowledgeable member of the woodturning community.
- Make a commitment to your own personal and creative development.
- Express your dedication to preserving woodturning for future generations.

With an AAW membership you have access to:

- 3,000+ online projects, articles, videos, and tips are in AAW's Explore! search tool. Get the best project instructions, technique guidelines, and information in just a few simple clicks. Easily searchable by topic and includes all interest areas.
- 12,000+ images of member work are in AAW's Forum gallery online. Get inspiration, ideas, and feedback simply. Connect with woodturning enthusiasts using this member-moderated virtual community.
- 475+ online videos are quickly searchable by topic in AAW's Video Source. Avoid the frustration of searching YouTube. Get relevant woodturning videos in just a few clicks. All videos are prescreened by the AAW for quality content and safety.
- 150+ issues of American Woodturner are online with a searchable index.
- 38+ issues of Woodturning FUNDamentals publication and the Woodturning FUNDamentals online learning portal offer one-stop basics. Helps newer turners build and expand their woodturning knowledge and skills safely with a curated selection of information, projects, tips, and videos.
- 365 affiliated chapters are all easily searchable in our directories. Find a chapter near you fast. Also, search for symposia, demonstrations, exhibitions, events, organizations, and schools, and more, quickly and easily.

WHAT THE NORTH ALABAMA CLUB IS DOING THIS MONTH

Howard King and the members of the North Alabama Club are displaying their woodturning art at the Mountain Valley Arts Council in downtown Guntersville during the month of February. The pieces with the yellow tags in front of them Howard did. Thank you Howard for providing these pictures and the information. Address: 440 Gunter Ave., Guntersville, AL, AL 35976 Phone: (256) 571-7199



WHAT EVERYONE HAS BEEN DOING




CARL CUMMINS
Box: Maple burl and African Blackwood




CARL CUMMINS
Chalice and goblets:
Cherry, Honduran Rosewood,
spalted Maple



CARL CUMMINS



CARL CUMMINS
Plate: figured (and wormy) Myrtle wood



CARL CUMMINS



JOHN SOWELL
Oak 2.5 x 15 x 17

WHAT EVERYONE HAS BEEN DOING



BILL CALDERWOOD



BILL CALD ERWOOD

The penholder base is Walnut (hollowed out to accommodate a large steel nut for weight) topped with a piece of deer antler. All pens and letter opener are made from deer antlers.



BILL CALDERWOOD



JOHN SOWELL
3.5 x 4.5



KEN WARR
Cocobolo bottle stopper



STAN KEENUM

A little three sided box I just finished for my granddaughter to store guitar picks. Made of olivewood. Top swivels on a pin at one corner and closes on two small magnets in opposite corner

WHAT HAS EVERYONE BEEN DOING



BILL CALDERWOOD

Inside out ornaments (my first two attempts) are from mahogany and acrylic. Bottle stopper is maple with burned accent.



HOWARD KING



HOWARD KING



**VIEW
1**



**VIEW
2**

**SCOTT ARNOLD
Bark-Edge Cherry Crotch Bowl, 14"**

International Wood Collectors Society Meeting

The IWCS meets every year around the Valentine's Day weekend at Lake Yale (Eustis) FL. Bill Calderwood is a member and provided this description:

There will be a wood miser set up on site to custom saw sizes and shapes wanted. In the past there have been ancient virgin cypress and pine logs recovered from rivers. Members bring a variety of logs to be sawn and sold at the Thursday auction. one can buy material during the week off the saw and have it custom sawn to spec. It would be green.

At the Thursday auction (historically an all-day affair) sizes range from pen blank size to 18-20" log sections. I get most of my walnut there in 2+ inch square or live edge random width and length planks. I remember buying a walnut plank about 2" thick 12" wide 4' long for less than \$10. Prices vary with quality. Some pieces are quarter-sawn. Most of this wood is dry. The premium pieces are on sale all week at a silent auction. Usually 3-4 auctions per day. Wednesday or Thursday evening there is an indoor auction of crafts, tools and supplies donated by members and supply companies.

There are more or less continuous woodturning demos all week. Some members display their crafts in the main hall.

Consider attending for a day or two or all week and joining the membership. There are on-site 3 meals a day and on-site motel-style lodging may still be available. RV accommodations are also available. There are meetings all over the world. Australia is quite active.

Group Discount Purchase

The club is about to place an order for bottle stoppers, openers, and mandrels, in preparation for an upcoming class. We will arrange a discount for this purchase. If you want these or similar items for yourself, go to www.stainlessbottlestoppers.com, pick what you want, and send your list to alawoodturners@gmail.com by **Sunday, February 20th.**



Blind Veteran Wood Turner



If you want to watch the video of Karl turning here is the link!

https://www.youtube.com/watch?v=n_XGRjlvMDk

COPY & PASTE
Also on the AWA website.

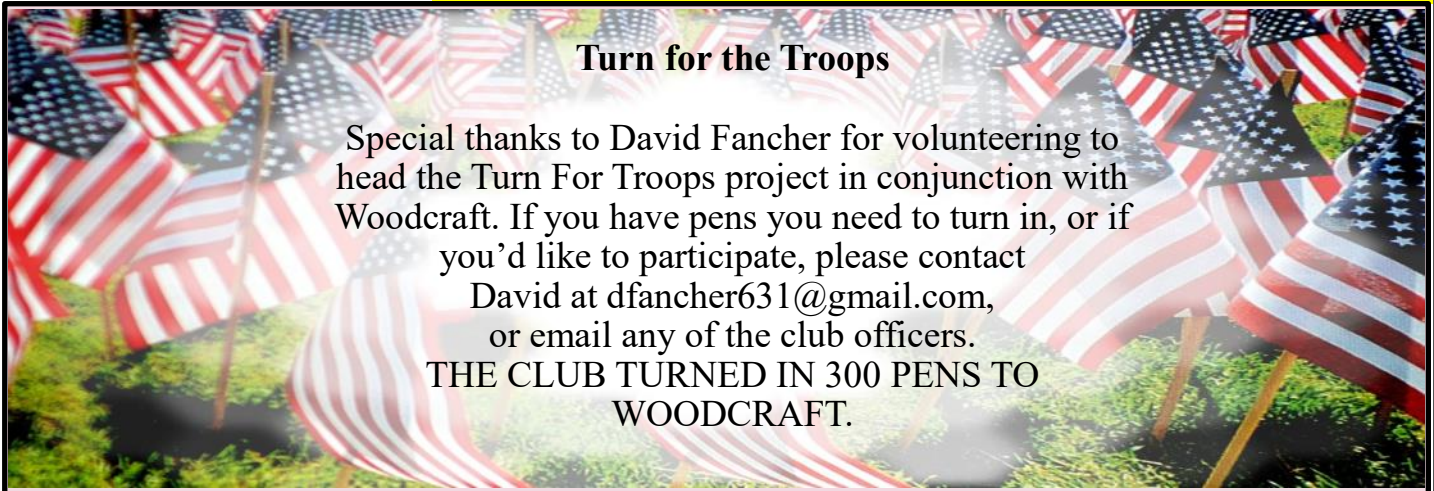
The Karl Harper Perpetual Challenge

AWA has established a perpetual turning challenge in memory of Karl Harper. This challenge is an excellent remembrance of Karl as he continuously expressed a 'try anything' spirit and was an inspiration to us all.

This is how it works: A piece will be turned by a member to be presented at the next meeting. A name will be drawn from the sign-in sheet at that meeting. If the person whose name is drawn accepts, they will take that piece to keep and will bring a piece the following month. If they decline, then another name will be drawn until someone accepts the challenge.

If you question your skill level, don't! Karl never did! You are good enough at whatever level you are! Karl would want us to put a bag over our heads before we turned because he thought 'Lights are for people with disabilities!'

We will resume this challenge once we start meeting in person again.



Turn for the Troops

Special thanks to David Fancher for volunteering to head the Turn For Troops project in conjunction with Woodcraft. If you have pens you need to turn in, or if you'd like to participate, please contact David at dfancher631@gmail.com, or email any of the club officers.

THE CLUB TURNED IN 300 PENS TO WOODCRAFT.

Leadership

President: Terry Tingle
Vice President: Vacant
Secretary: John Rhymes
Treasurer: Carl Cummins
Board: Scott Arnold
Board: Tom Corbett
Training: Under Development
Newsletter: Michelle Marken
Webmaster: Carl Cummins

Support Alabama Woodturners Association Inc.

When you shop at smile.amazon.com,
Amazon donates.

[Go to smile.amazon.com](https://smile.amazon.com)

amazonsmile

<https://smile.amazon.com/ch/04-3655976>