

Alabama Woodturners Association



Newsletter

NOVEMBER 2021

A member of the American Association of Woodturners
MEETING IN PERSON THIS MONTH
Meeting time: The second Saturday of each month at 9 am
www.alabamawoodturners.com

PRESIDENT'S NOTE

Happy November Folks!

WOW, do we have a lot to cover this month! First off: **WE'RE MEETING IN PERSON!!!!** Not only that, but we're also meeting at a totally new location! So here's what's been going on behind the scenes for the last month:

We have been interested in the Red Mountain Makers for a couple of years (our Secretary, John Rhymes, sits on their Board). They are an innovative bunch of folks that started a club to allow members to work on things like 3D printing, metal forging, woodworking/turning, computer building/programming, etc. They have been in Woodlawn for several years, but recently decided to move downtown. In January, they are moving into the old Long-Lewis Hardware Building at 811 5th Ave. North in Birmingham. (Now named Hardware Park).

This property consists of several buildings including one with a lobby large enough for our demos, and another space to collaborate with them on classes. The price is right, but one condition for our partnering with them is that we agree to conduct two classes a month. Now it may be bottle stoppers, lidded boxes, or small bowls, but hopefully having a waiting list for a class will be a thing of the past. That's because between the two groups we will have around a dozen lathes!

So, this is an exciting time for our club! We will have the flexibility to teach multiple classes a month, and also have a place to do some mentoring in a central location. Their membership tends to be a lot younger than ours, so hopefully we can 'turn' some of those folks into woodturners. Speaking of new folks, we're glad to welcome our nine new members into the club and look forward to meeting and working with all of them!

All of that said, it's going to take your help. We need volunteers to help teach our classes. Mentors to help new members, and the most pressing as you read this is volunteers for Officer and Board positions. We've had two members volunteer to assist with AV, but we desperately need Officers!

I hope if you're free, please volunteer to setup chairs and tables on Friday. Just send Carl an email and he'll give you details.

Also, AWA shirt orders are in and can be picked up Saturday. Don't forget about our caps and patches as well!
Safe Turning!

Scott

CRAFT SUPPLIES USA
— THE WOODTURNERS CATALOG —

(800) 551-8876

<http://www.woodturnerscatalog.com>

WOODCRAFT®
Helping You Make Wood Work®

In this issue:

President's Note - Page 1
This month's Demo info - Page 2
October Recap - Page 3
Birthdays Page - Page 3
Collaboration Corner - Page 4
What People are Doing - Page 6 - 9
Karl Harper Challenge - Page 11
UPDATE Turn for the Troops - Page 11
Amazon Smile Information - Page 11



**SPECIAL
NOTE FROM
DR. KILLIAN
ON
PAGE 9**

NOVEMBER DEMONSTRATOR HOWARD KING



I've been working with wood for a very long time. Before Christmas holidays I would start thinking of gifts I could make out of wood for family, friends, and coworkers. This eventually led me to start trying to make Christmas tree ornaments every year for gifts. Each holiday season I would try to make a dozen and a half ornaments that would be different for each year. There are hundreds of different kinds and shapes of ornaments that can be made from small pieces of wood, I know that nearly everyone that works with wood has a pile of cutoffs and waste wood from different projects; especially if it's a block of a nice exotic wood or a piece of burl that we just can't bear to throw away. Often, we

wonder to ourselves that we can use these small pieces of wood for; well for one thing; how about a Christmas ornament. There are hundreds of videos on the internet of different ideas of ornaments being made. For this demonstration I'm going to try to demonstrate the process I go through in making a few of the different styles and shapes of ornaments out of these pieces. While demonstrating making these ornaments, I will discuss safety; types of woods used; tenons to be used in four jaw chucks; turning between center; wood grain problems; tool control and techniques; embellishments; and finishing.



**THESE EXAMPLES ARE NOT
NECESSARILY WHAT
WILL BE DEMONSTRATED.**

OCTOBER MEETING RECAP by CARL CUMMINS




John Sowell turning a Natural Edge Winged Hollow Form

This design can be applied to almost any size branch or log. For this demo John chose a freshly cut branch of Carolina Cherry Laurel about 5" diameter. First, examine the branch to select which side will make the best top with an even wing around it. Mount the branch between centers with the top side at the headstock.

Start turning by rounding up from the tailstock side and form a tenon at the tail center. Continue shaping the outside of the form leaving enough at the top to form a wing.

Mount in chuck. Drill hole to desired depth. John uses a 1-1/4" Forstner bit. Leaving the natural edge of the wing and around the entry hole, turn away the wood between the two.

Hollow the form. Remove from chuck and measure thickness at the base. Decide how you want to complete the base either keeping the tenon or not. Mount between the tail center and a jam chuck (John used one 1-1/4" to provide a snug fit at the entry hole). Complete the base as desired.



NOVEMBER BIRTHDAYS

BRUCE GIBSON	11/4
JOHN JOHNSON	11/19
JENN BULLOCK	11/22
KEN WARR	11/22
GREG OLIVER	11/29

Birthday Door Prize News

AWA gives a birthday gift door prize to a turner who has a birthday during the month of that meeting. Here are the 'rules' for this year:

- 1) This is a door prize so, yes, you need to be at the meeting and stay for the drawing to win.
- 2) You need to make sure the Secretary and/or Newsletter Editor have your correct birth date. No fair changing your birth date in the middle of the year! You're stuck with the one they originally gave you!

MEMBERS DUES MUST BE CURRENT TO BE INCLUDED IN THE BIRTHDAY LIST.

COLLABORATION CORNER

OCTOBER'S PROBLEM

Scott asks, "Excluding your lathe, what's the one piece of equipment or tool that you can't live without for turning?"

ANSWER:

- It's a tie between grinder and bandsaw. Bandsaw to cut wood to size/shape to mount on the lathe. And the grinder to sharpen turning tools.

- My first thought was, "A gouge!"

After that, in order, sharpening system, chuck, more hand tools, bandsaw, shop vac / dust collection.

- The combination of grinder and Wolverine system for sure. The day I put those two together was what I consider my first real day of turning!

NOVEMBER'S PROBLEM

John asks, "Is speed a factor in my turning? Is it better to turn at a low or high speed?"

AWA Officers

We are looking to fill Officer and Board positions and need volunteers/nominations now. Here are descriptions of the roles:

The President

- leads the monthly meeting
- calls Board meetings as needed to make plans and discuss issues
- with approval from the Board sets the direction for the club and makes decisions about new purchases/expenses
- oversees other functions such as recruiting volunteers or appointing committees (A/V, Turn For Troops, Christmas Tree Ornaments, Library, etc)
- serves as the spokesperson for the club.

The Vice President and Program Director

- fills in when President is absent
- leads the Program Committee to arrange programs for monthly meetings.

Member of Board of Directors

- provides ideas and feedback about the activities, direction, and finances of the club.

Wood Quiz

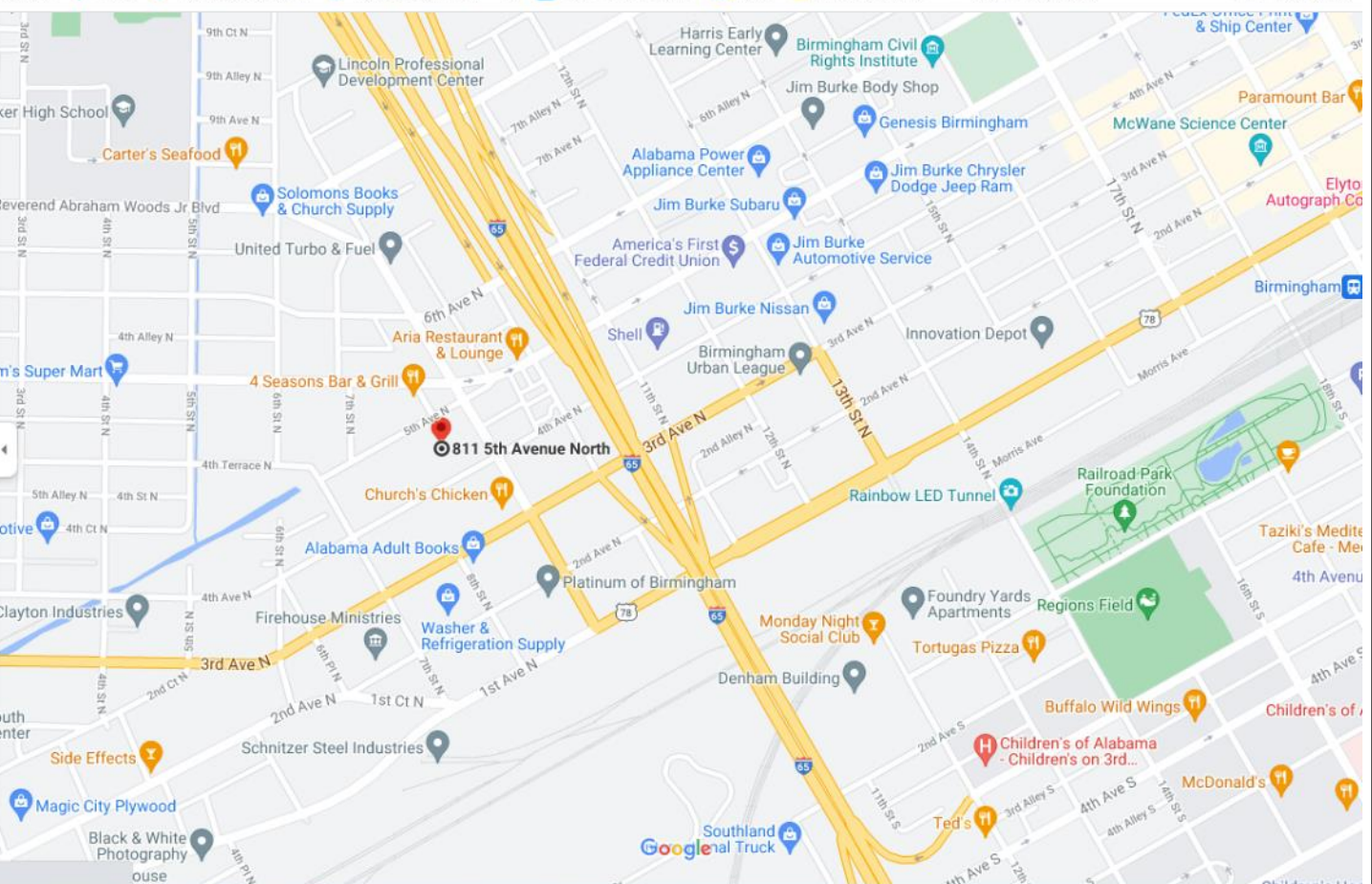
Can you guess what wood this is? First person with correct answer will get a small prize. Submit your guess to ala-woodturners@gmail.com. Answer will be revealed at our November meeting. (Turnings by Carl Cummins)





Our meeting place this month is Hardware Park (formerly Long-Lewis Hardware), downtown between 4th and 5th Ave. North. The exact address is 811 5th Ave North, Birmingham, AL 35203. You'll enter through this door.

Make sure to look for our new flag on the corner!



WHAT EVERYONE HAS BEEN DOING



BRENT CLAYTON



BRENT CLAYTON



BRENT CLAYTON



RANDY TYNER



BRENT CLAYTON
CRAPE MYRTLE



BRENT CLAYTON
CRAPE MYRTLE



BRENT CLAYTON
CRAPE MYRTLE



BRENT CLAYTON
PECAN



BRENT CLAYTON
PECAN



BRENT CLAYTON
PECAN

WHAT EVERYONE HAS BEEN DOING



MAURICE CLABAUGH
Lidded vase is heart pine.
18" w X 8" h



MAURICE CLABAUGH
Water Oak 18" w X 6.5" h



CARL CUMMINS
WALNUT LIDDED BOWL 5 3/4"



HOWARD KING



SUSAN MCCALLA
Angels and Holy Families



DWIGHT HOSTETTER



CARL CUMMINS
Box: Maple Burl, African Blackwood,
with hand-chased threads

WHAT EVERYONE HAS BEEN DOING



JOHN SOWELL
DOGWOOD — 3 BLANKS



JOHN SOWELL
Japanese Maple two bowls and a funnel



JOHN
SOWELL
ICE
CREAM
SCOOP



CARL CUMMINS
Ornaments: Maple Burl, Redwood Burl,
finials from Privet



CARL CUMMINS
TOPS FOR DR. KILLIAN



HOWARD KING



HOWARD KING


WHAT EVERYONE HAS BEEN DOING



JIM CORRIE



JIM CORRIE



RON
HERBSTER

Mesquite
and Copper



MARK HARRIS



MARK HARRIS



MARK HARRIS



MARK HARRIS



MARK HARRIS

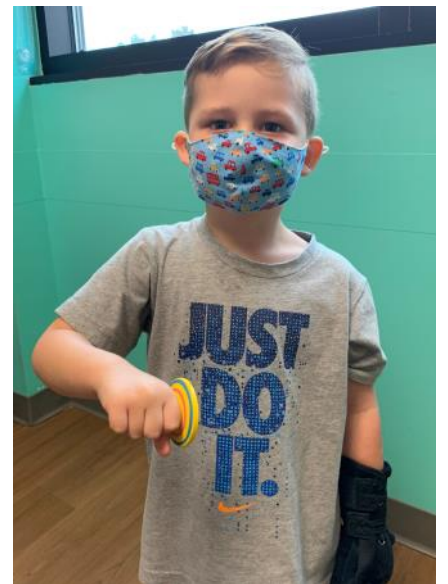


MARK HARRIS

A NOTE FROM DR KILLIAN

A personal thank you to all of the wood turning elves that have supported us over the last 2 decades

JTKillian



HAPPY FACES

**Please continue to
turn tops and
bring them to
our meetings
to donate to
Dr Killian.
Thank you!**

Blind Veteran Wood Turner



If you want to watch the video of Karl turning here is the link!

https://www.youtube.com/watch?v=n_XGRjlvMDk

COPY & PASTE
Also on the AWA website.

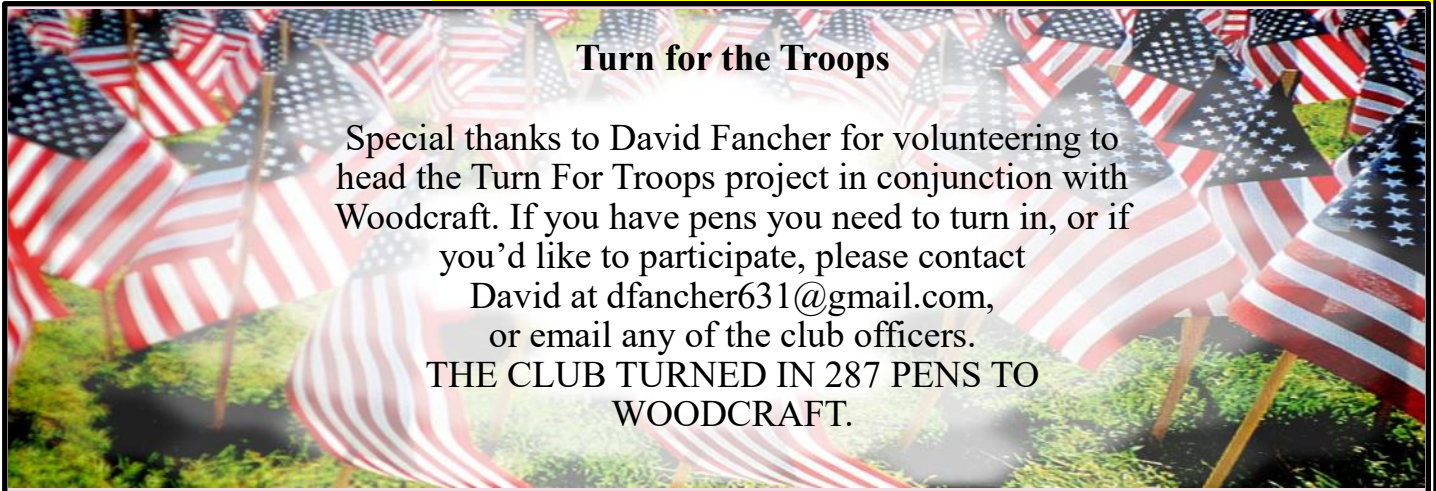
The Karl Harper Perpetual Challenge

AWA has established a perpetual turning challenge in memory of Karl Harper. This challenge is an excellent remembrance of Karl as he continuously expressed a 'try anything' spirit and was an inspiration to us all.

This is how it works: A piece will be turned by a member to be presented at the next meeting. A name will be drawn from the sign-in sheet at that meeting. If the person whose name is drawn accepts, they will take that piece to keep and will bring a piece the following month. If they decline, then another name will be drawn until someone accepts the challenge.

If you question your skill level, don't! Karl never did! You are good enough at whatever level you are! Karl would want us to put a bag over our heads before we turned because he thought 'Lights are for people with disabilities!'

We will resume this challenge once we start meeting in person again.



Turn for the Troops

Special thanks to David Fancher for volunteering to head the Turn For Troops project in conjunction with Woodcraft. If you have pens you need to turn in, or if you'd like to participate, please contact David at dfancher631@gmail.com, or email any of the club officers.

THE CLUB TURNED IN 287 PENS TO WOODCRAFT.

Leadership

President: Scott Arnold
Vice President: John Sowell
Secretary: John Rhymes
Treasurer: Carl Cummins
Board: Bruce Gibson
Board: Tom Corbett
Training: Phil Fortmeyer
Newsletter: Michelle Marken
Webmaster: Carl Cummins

Support Alabama Woodturners Association Inc.

When you shop at smile.amazon.com,
Amazon donates.

[Go to smile.amazon.com](https://smile.amazon.com)

amazon smile

<https://smile.amazon.com/ch/04-3655976>