

# Alabama Woodturners Association



# Newsletter

JULY 2021

A member of the American Association of Woodturners  
Meeting location: Homewood Senior Center, 816 Oak Grove Rd., Homewood, AL 35209  
Meeting time: The second Saturday of each month at 9 am  
[www.alabamawoodturners.com](http://www.alabamawoodturners.com)

## PRESIDENT'S NOTE Happy Belated 4th of July!

I hope this finds each of you doing well! We have our first hybrid (in-person/Zoom) meeting behind us now and have heard nothing but positive reviews. It was certainly good to see the almost 30 members and guests who attended, as well as a few virtual members on Zoom. And the fact that we only had a Show and Tell didn't dampen anyone's spirits. Talking to folks you haven't spoken to in a year and a half really brings home how much social interaction plays into the overall success of the club.

Meanwhile, a few curveballs have been thrown our way for club meetings going forward, but we're trying to come up with solutions as the challenges present themselves. The Homewood Senior Center has still not opened up to rental groups, and when they do we've been informed that our monthly rates will likely more than double. City Hardwoods graciously let us take over their facility for the June meeting, but challenges on their side will mean we won't be able to meet there in July. Bill Hubbard generously offered his shop for our July meeting, but lack of reliable internet meant that no one on Zoom would be able to view the demo. However, as they say, 'When life throws you lemons....!' Luckily, Carl has procured a location in Cahaba Heights for our July meeting. Special thanks go out to Carl's significant other, Beth, for allowing us to use her office for this meeting.

So going forward, we'll continue sorting out the nuances of our return to the new normal as they occur. In the meantime, we're always looking for volunteers to help in almost every aspect of the organization. If you'd like to help with anything from making coffee or cleaning up, to helping with AV or lathe setup, we would be glad to have you. I can promise that not only will your efforts be valued, it will make you feel better as well! :)

Safe Turning!  
Scott

**CRAFT SUPPLIES USA**  
— THE WOODTURNERS CATALOG —

(800) 551-8876

<http://www.woodturnerscatalog.com>

**WOODCRAFT**  
Helping You Make Wood Work®

In this issue:  
President's Note - Page 1  
June Recap - Page 2  
Birthdays Page - Page 3  
Collaboration Corner - Page 4  
What People are Doing - Page 4 - 9  
Karl Harper Challenge - Page 10  
Turn for the Troops - Page 2 & 10  
Amazon Smile Information - Page 10



Turn  
The  
Page  
Here!

# JULY DEMONSTRATION IS BY CARL CUMMINS

*Our July demo is all about flexibility! No large lathe for the demo...be flexible! No special chucks or tools...be flexible! And so to that end, our own Carl Cummins has agreed to provide the July club demo. Many of you have seen Carl's threading demos, his off-center turning with specialized eccentric chucks, along with his threaded, eccentric, surprise boxes. But for July, I asked for something you can go straight to your shop and try for yourself. So in the name of flexibility, Carl will demonstrate off-center turning with basic woodturning tools most everyone should have in their shop.*

*In addition to the demo, we'll have the usual Show and Tell, as well as the prize table. If you have an extra tool you're willing to donate or a nice piece of wood, please feel free to bring it. Meeting will begin at the usual 9 am. Get there around 8:30 for a little socializing if you'd like!*  
Scott



## CLUB T-SHIRTS

The club has a few items for sale with the club logo on them. We have hats in assorted colors (\$25), patches (\$1), and are in the process of working on a t-shirt order. The shirts will be somewhere between \$20-25 depending on how many pre-orders we receive. Hopefully those will be ready by the August meeting.

### ***FROM DAVID: TURN FOR THE TROOPS UPDATE***

We turned 31 pens into Woodcraft and passed 50 pen sets out at the last meeting. If you have pen sets from before we stopped meeting, please bring them to the next meeting.

## June Meeting Recap

We held our first in-person meeting since February 2020. While the Homewood Senior Center is still closed to rental groups, City Hardwoods graciously allowed us to meet in their facility. Scott Arnold put a great deal of effort into working out the technicalities of Audio/Visual, allowing members to attend on Zoom, hearing and seeing the participants in the room and vice-versa.

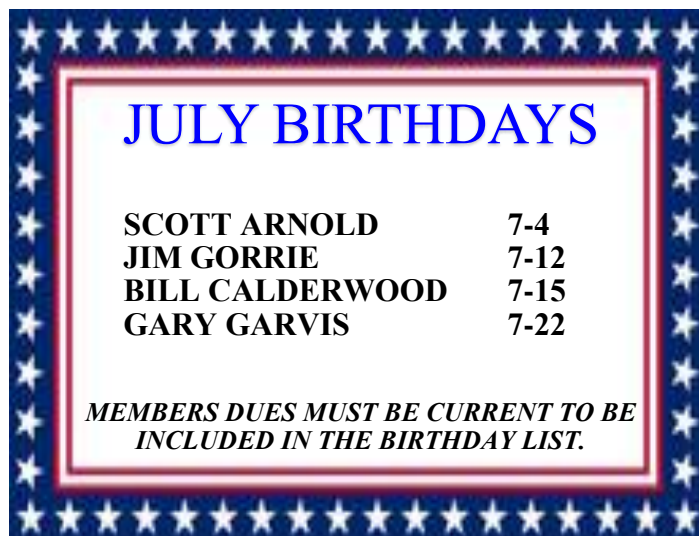
Scott reviewed our only two in-person meetings in 2020: First we had Slade LeCroy, 14 years old, demonstrate how he turns bowls. In February we had Sammy Long demonstrate thin turning and piercing. After that we met on Zoom and had a series of top-tier woodturning demonstrations including Cindy Drozda, Glenn Lucas, Mike Mahoney, Rudy Lopez, and many more.

On display we offered new items for sale: T-shirts, hats, and patches.

To allow extra time for visiting in person, we did not have a turning demonstration this time. Instead, the program was primarily Show and Tell. Carl Cummins described three pieces made from one section of ambrosia maple log: an end-grain bowl, a natural-edge bowl, and a vase. Sandy Bishop showed several pieces, most interesting was the set of nesting bowls made from a glued-together board. John Rhymes showed his bowl made from pecan and pens made from persimmon. Richard Serviss showed his lidded box. Jerry Hanchey showed his "Dizzy Bowl" in progress. Jerry also led a discussion of this month's question about chuck jaws (see article in Collaboration Corner). Ron Herbster showed several pieces that were turned, pieced, carved, and/or ink decorated. Ron also showed a partially turned piece of mesquite and asked for advice. The main advice was, "Don't use a mortise with expansion jaws in wood with cracks or voids. It has a good chance of breaking apart and flying off the lathe." Howard King showed his tall basket-illusion hollow form with more than 37,000 burns. Next Howard described his ordeal of acquiring a "\$300 burl" plus the ordeal of dealing with large voids in order to turn a spectacular hollow urn. Many more items were on display but not discussed.

Probably "a first" for an AWA meeting, a member announced his engagement!

Phil Fortmeyer said he is engaged to marry Joan Bickle. We extend our Best Wishes!



## *Birthday Door Prize News*

AWA gives a birthday gift door prize to a turner who has a birthday during the month of that meeting. Here are the 'rules' for this year:

- 1) This is a door prize so, yes, you need to be at the meeting and stay for the drawing to win.
- 2) You need to make sure the Secretary and/or Newsletter Editor have your correct birth date. No fair changing your birth date in the middle of the year! You're stuck with the one they originally gave you!

# COLLABORATION CORNER

## June's Problem

Harvey Dowd sent in, "Thinking of purchasing my first chuck. Which is better, a straight-sided or dovetail chuck."

This one really inspired some discussion! We received the following reply via email:

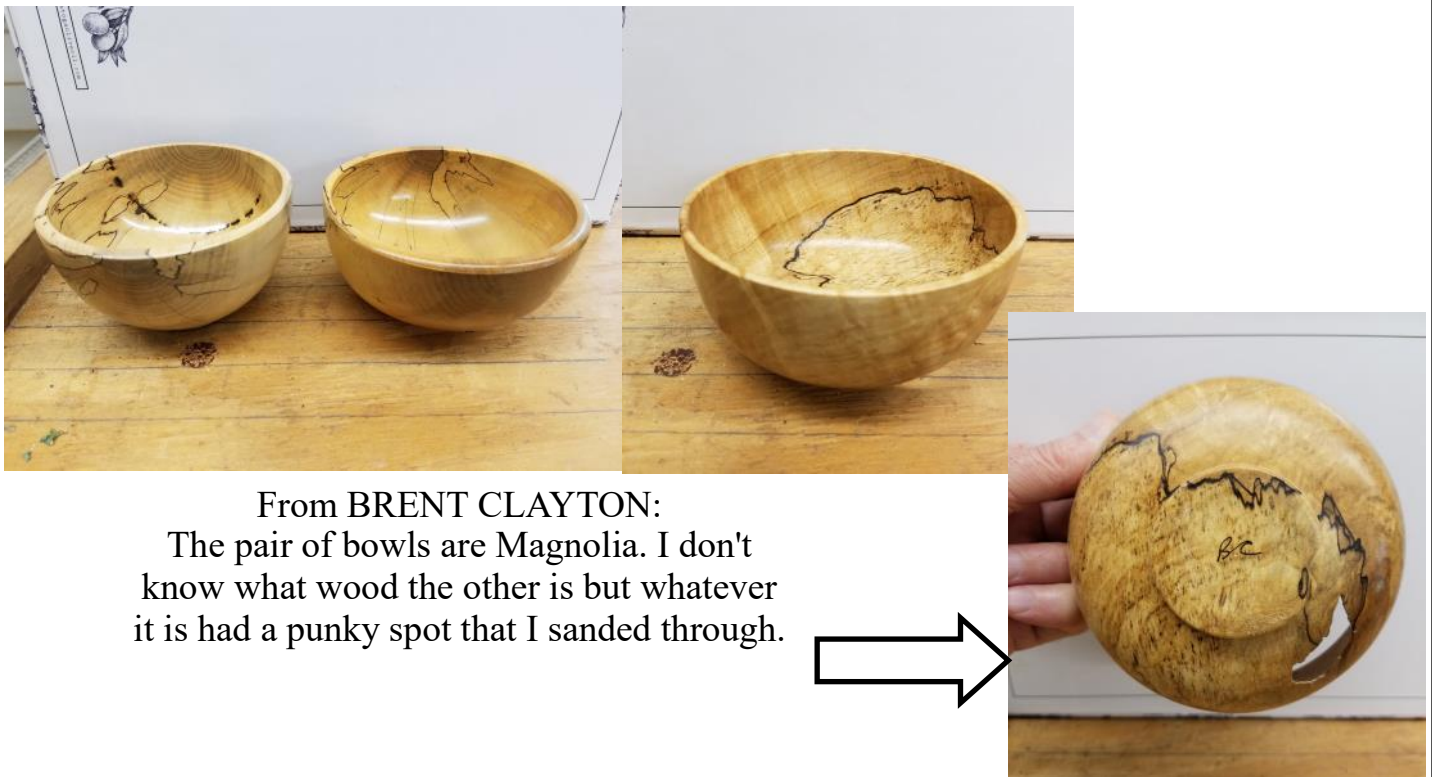
"I don't think one can simply say which is better, as you will get different opinions from different woodturners. I have heard professionals including Glenn Lucas and Ashley Harwood say they use only Vicmarc (dovetail). The AWA has only Oneway (straight). I have both, but I tend to use dovetail (Vicmarc and Nova) most of the time."

At the June meeting, one member led the discussion regarding the question with the majority of folks agreeing that a chuck with straight-sided serrated jaws would probably be best for wet wood, while the dovetail would be best for dry. It was agreed that the most important aspects of both would be that the shoulder of the jaws rests flat on the wood while not bottoming out the tenon in the chuck. For the dovetail, making sure the tenon or mortise is the correct size is imperative, so the entire jaw is clamping, not just the corners.

## July's Problem

Jack Griffin asks: "I've heard a lot about mortises and tenons. What are the considerations before deciding between them?"

## WHAT EVERYONE HAS BEEN DOING



From BRENT CLAYTON:

The pair of bowls are Magnolia. I don't know what wood the other is but whatever it is had a punky spot that I sanded through.

# WHAT EVERYONE HAS BEEN DOING



CARL CUMMINS  
DOUBLE SURPRISE EGG CUP



CARL CUMMINS  
ELM PLATES



MAURICE CLABAUGH - PEAR BASKET  
11.25" W X 6.5" H X 5.75" D  
BRADFORD PEAR



MAURICE CLABAUGH - SWALE BLOSSOM  
13" X 9" W X 5.75" H X 5.5" D  
PECAN



HOWARD  
KING



MAURICE CLABAUGH - INSIDE SWALE BLOSSOM  
13" X 9" W X 5.75" H X 5.5" D PECAN

# WHAT EVERYONE HAS BEEN DOING



BRENT CLAYTON



RON HERBSTER



JOHN RHYMES



JERRY HANCHEY  
DIZZY BOWL IN PROGRESS



SANDY BISHOP



BRENT CLAYTON



SANDY BISHOP



SANDY BISHOP






CARL CUMMINS



CARL CUMMINS

# WHAT CARL CUMMINS HAS BEEN DOING



# WHAT EVERYONE HAS BEEN DOING



BRENT CLAYTON



RON HERBSTER



RON HERBSTER




HOWARD KING



RON HERBSTER



BRENT CLAYTON



CARL CUMMINS




CARL CUMMINS



HOWARD KING



# WHAT EVERYONE HAS BEEN DOING



HOWARD KING



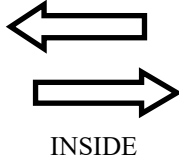
MARK HARRIS



MARK HARRIS



MAURICE  
CLABAUGH  
SHORT  
BLOSSOM-  
12" W X 4.75" H  
X 4.25" D  
PECAN



MYRA HARPER  
CHEESE PLATE 1



MYRA HARPER  
CHEESE PLATE 2




MYRA HARPER  
CHEESE PLATE 3



MARK HARRIS

MARK  
HARRIS



Blind Veteran Wood Turner



If you want to watch the video of Karl turning here is the link!

[https://www.youtube.com/watch?v=n\\_XGRjlvMDk](https://www.youtube.com/watch?v=n_XGRjlvMDk)

COPY & PASTE  
Also on the AWA website.

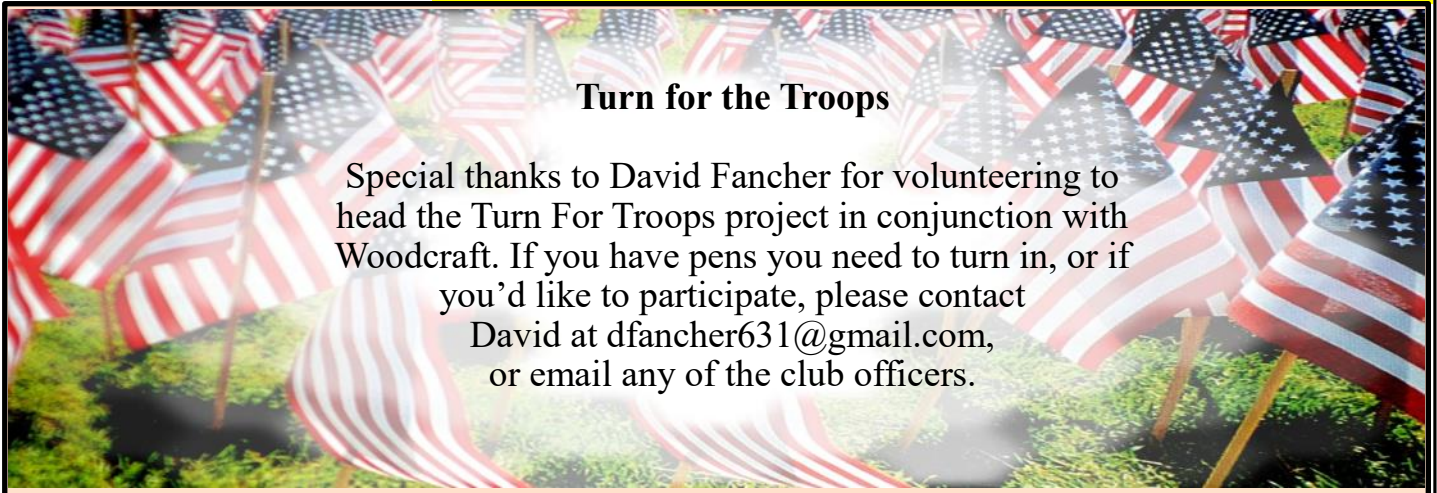
## The Karl Harper Perpetual Challenge

AWA has established a perpetual turning challenge in memory of Karl Harper. This challenge is an excellent remembrance of Karl as he continuously expressed a 'try anything' spirit and was an inspiration to us all.

This is how it works: A piece will be turned by a member to be presented at the next meeting. A name will be drawn from the sign-in sheet at that meeting. If the person whose name is drawn accepts, they will take that piece to keep and will bring a piece the following month. If they decline, then another name will be drawn until someone accepts the challenge.

If you question your skill level, don't! Karl never did! You are good enough at whatever level you are! Karl would want us to put a bag over our heads before we turned because he thought 'Lights are for people with disabilities!'

We will resume this challenge once we start meeting in person again.



## Turn for the Troops

Special thanks to David Fancher for volunteering to head the Turn For Troops project in conjunction with Woodcraft. If you have pens you need to turn in, or if you'd like to participate, please contact David at [dfancher631@gmail.com](mailto:dfancher631@gmail.com), or email any of the club officers.

## Leadership

President: Scott Arnold  
Vice President: John Sowell  
Secretary: John Rhymes  
Treasurer: Carl Cummins  
Board: Bruce Gibson  
Board: Tom Corbett  
Training: Phil Fortmeyer  
Newsletter: Michelle Marken  
Webmaster: Carl Cummins

## Support Alabama Woodturners Association Inc.

When you shop at [smile.amazon.com](https://smile.amazon.com),  
Amazon donates.

[Go to smile.amazon.com](https://smile.amazon.com)

**amazon**smile

<https://smile.amazon.com/ch/04-3655976>