

Alabama Woodturners Association



Newsletter

JUNE 2021

A member of the American Association of Woodturners
Meeting location: Homewood Senior Center, 816 Oak Grove Rd., Homewood, AL 35209
Meeting time: The second Saturday of each month at 9 am
www.alabamawoodturners.com

PRESIDENT'S NOTE

Greetings Fellow Woodturners!

I hope this finds each of you doing well! I am excited to announce that this coming Saturday, June 12th, we will meet back in person for the first time in over a year!

Now, before you get jump and the car and head to Homewood, let me give you a few details that will change your plans.

Firstly, the Senior Center is still NOT open for rental groups so we will be meeting at City Hardwoods, over by Red Mountain Park off of Lakeshore Drive. Also, since they don't open until 9:00, our meeting will officially begin at 10:00 am. Doc Phil has managed to secure 30 folding chairs so you don't have to stand up, but I would encourage you to throw your own chair in the car, just in case.

Since this is our first meeting in over a year AND in a new location, it will be a Show and Tell ONLY. So if you've been turning, bring something to show off! If you haven't, feel free to bring yourself to enjoy some free coffee and donuts, if you're so inclined.

CRAFT SUPPLIES USA
— THE WOODTURNERS CATALOG —

(800) 551-8876

<http://www.woodturnerscatalog.com>

WOODCRAFT
Helping You Make Wood Work®

In this issue:

President's Note - Page 1 & 2
June Show & Tell Info Page 2
May Recap - Page 3
Birthdays Page -Page 3
Collaboration Corner - Page 4
What People are Doing - Page 5-7
Karl Harper Challenge - Page 8
Turn for the Troops - Page 8
Amazon Smile Information - Page 8



Turn
The
Page
Here!

PRESIDENTS NOTES CONTINUED:

For this gathering, masks are RECOMMENDED, but not required. We also recommend social distancing, but that will be up to each individual. Our main concern is that each of you stay healthy and if that means you feel more comfortable watching from home, we will be broadcasting the meeting over Zoom. The Zoom instructions will be included with the newsletter email.

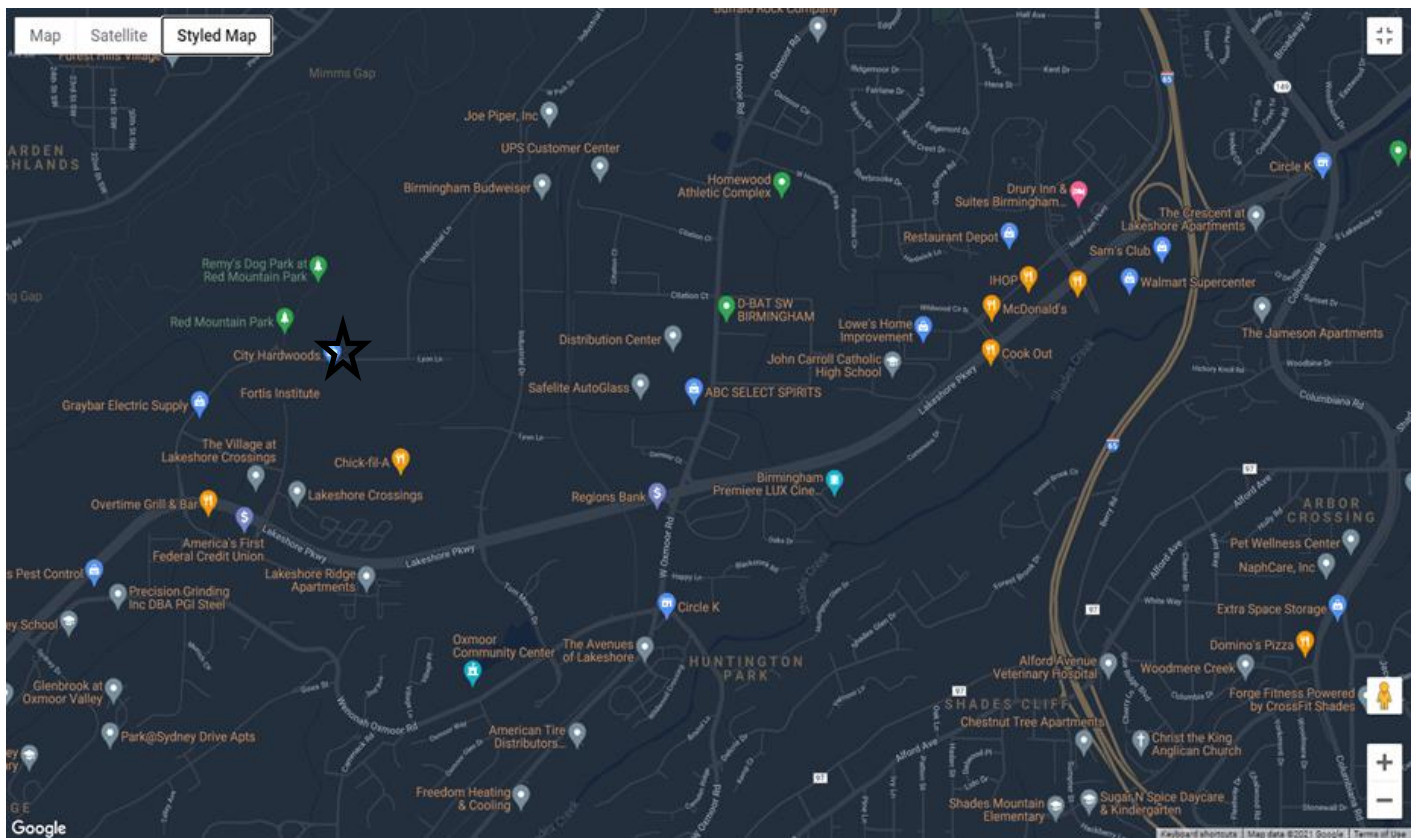
In addition to the Show and Tell, we'll also have new AWA caps and CA glue available for sale, so make sure to bring all the money you've been saving up! We will also be taking pre-orders for new AWA T-shirts. As an added bonus, although City Hardwoods doesn't have a ton of turning stuff, they have generously offered each paid member a 20% discount on everything purchased that morning.

I think that covers everything. If you have questions, please feel free to reach out to myself or any Board member.

Safe Turning!
Scott

JUNE IS SHOW & TELL ONLY

CITY HARDWOODS, 275 LYON LANE, BIRMINGHAM, AL 35211



Recap May Demo: “Colouring” by Ed Pretty

Ed came to us from near Vancouver, Canada to teach us colouring (as spelled in Canada). He started with a slide show of his own work and used those pieces to explain techniques and colors used.

He only uses figured wood such as burl, curly, fiddle-back, etc., because the mixture of side grain and end grain add much interest. End grain will absorb dye while side grain does not.

Ed recommends a dye product called Procion MX which is compatible with wood fibers and is color-fast. He advises against stains and inks which block light and may not be color-fast. For black he recommends ColorFX in the small sample size; a little goes a long way.

He uses only primary colors red, yellow, and blue. He does not mix the different color dyes but may use a tiny bit of black to darken a color. He applies the primary colors in layers to obtain other colors (orange, green, purple, etc). A variety of colors and shades add much interest to a piece. After the colors have dried the piece will look dull, but a high-gloss finish will bring out the spectacular effect.

Ed talked about bleaching (do not use household chlorine bleach). The lightened wood will brighten colors applied. Ed also explained ebonizing where iron reacts with tannin in wood to darken it, or using ammonia fumes.

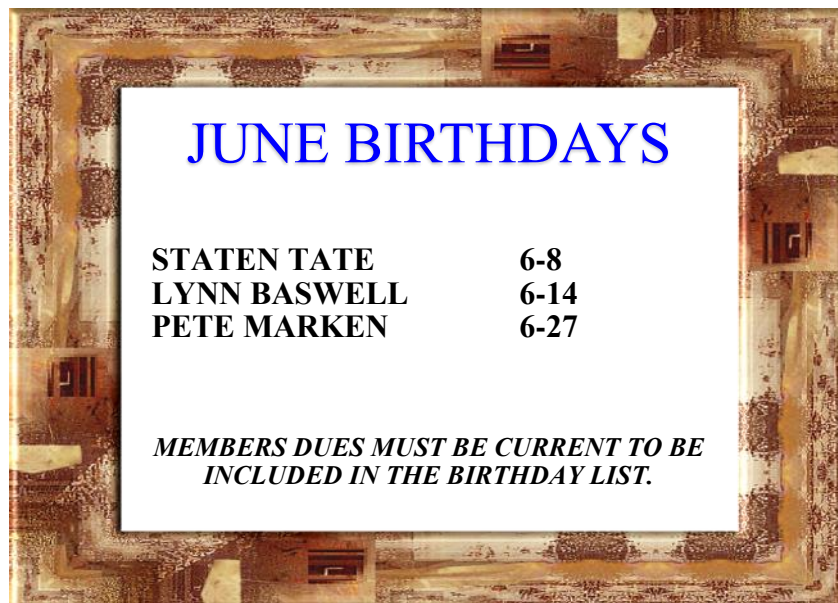
Finally he demonstrated liming. For this you need open-pore wood such as oak, hickory, and ash. After turning and sanding to the final grit, apply the liming wax but do not use a steel bristle brush which will scratch the wood.

Ed provided extensive notes in handouts (see email from May 4).

The gallery of Ed’s work is at <http://edswoodturning.com/gallery-3/>

The video of the demo is still available on YouTube at

https://www.youtube.com/watch?v=OIG9_BO4AWs



Birthday Door Prize News

AWA gives a birthday gift door prize to a turner who has a birthday during the month of that meeting. Here are the ‘rules’ for this year:

- 1) This is a door prize so, yes, you need to be at the meeting and stay for the drawing to win.
- 2) You need to make sure the Secretary and/or Newsletter Editor have your correct birth date. No fair changing your birth date in the middle of the year! You’re stuck with the one they originally gave you!

COLLABORATION CORNER

May's Problem Piece

Johnathan Tuttle asked how to keep his bowls from cracking. Suggestions included first and foremost to turn them to a consistent thickness, so that one portion of the turning is not creating more stress on thinner portions. Also putting the items in a paper bag and rolling up the open end will create a micro-environment where it will dry evenly and at a slow pace as the air is saturated with moisture.



June's Problem

Harvey Dowd sent in, "Thinking of purchasing my first chuck. Which is better, a straight-sided or dovetail chuck."



CLUB T-SHIRTS

We will be taking pre-orders for AWA t-shirts this Saturday. The shirt includes the AWA logo on the front where a pocket would normally be, and the back will be similar to the design pictured. The back art work may change slightly. Shirts are \$20 - \$25 each.

WHAT EVERYONE HAS BEEN DOING



BILL CALDERWOOD



BRENT CLAYTON



BRENT CLAYTON



BRENT CLAYTON



BRENT CLAYTON



BRENT CLAYTON



CARL CUMMINS

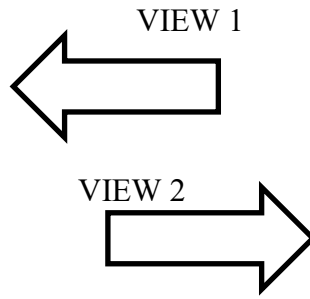


CARL CUMMINS

WHAT EVERYONE HAS BEEN DOING



HOWARD KING
PYRO #6



HOWARD KING



JIM GORRIE

WHAT MARK HARRIS HAS BEEN DOING



Blind Veteran Wood Turner



If you want to watch the video of Karl turning here is the link!

https://www.youtube.com/watch?v=n_XGRjlvMDk

COPY & PASTE
Also on the AWA website.

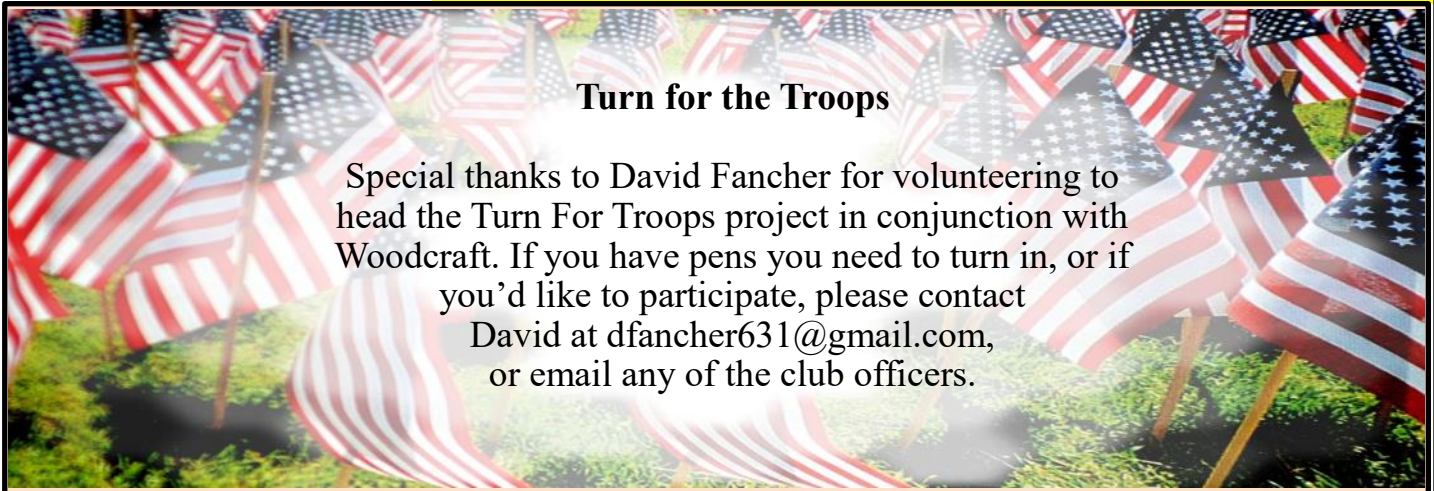
The Karl Harper Perpetual Challenge

AWA has established a perpetual turning challenge in memory of Karl Harper. This challenge is an excellent remembrance of Karl as he continuously expressed a 'try anything' spirit and was an inspiration to us all.

This is how it works: A piece will be turned by a member to be presented at the next meeting. A name will be drawn from the sign-in sheet at that meeting. If the person whose name is drawn accepts, they will take that piece to keep and will bring a piece the following month. If they decline, then another name will be drawn until someone accepts the challenge.

If you question your skill level, don't! Karl never did! You are good enough at whatever level you are! Karl would want us to put a bag over our heads before we turned because he thought 'Lights are for people with disabilities!'

We will resume this challenge once we start meeting in person again.



Turn for the Troops

Special thanks to David Fancher for volunteering to head the Turn For Troops project in conjunction with Woodcraft. If you have pens you need to turn in, or if you'd like to participate, please contact David at dfancher631@gmail.com, or email any of the club officers.

Leadership

President: Scott Arnold
Vice President: John Sowell
Secretary: John Rhymes
Treasurer: Carl Cummins
Board: Bruce Gibson
Board: Tom Corbett
Training: Phil Fortmeyer
Newsletter: Michelle Marken
Webmaster: Carl Cummins

Support Alabama Woodturners Association Inc.

When you shop at smile.amazon.com,
Amazon donates.

[Go to smile.amazon.com](https://smile.amazon.com)

[amazon smile](https://smile.amazon.com)

<https://smile.amazon.com/ch/04-3655976>