

# Alabama Woodturners Association



# Newsletter

APRIL 2021

A member of the American Association of Woodturners  
Meeting location: Homewood Senior Center, 816 Oak Grove Rd., Homewood, AL 35209  
Meeting time: The second Saturday of each month at 9 am  
[www.alabamawoodturners.com](http://www.alabamawoodturners.com)

## PRESIDENT'S NOTE

I hope each of you managed to have a wonderful Easter! We were fortunate to have our daughter home from Auburn, and she brought her boyfriend home as well. I called a friend who has a farm in Prattville, and took them both turkey hunting, since neither had ever been. We managed to see a hen up close and personal, and I swear I could hear their hearts beating out of their chests! To say it was a treat would be an understatement!

It's amazing how differently you look at the forest once you become a woodturner! Trees take on a life of their own and the brilliant new, green growths almost look neon in the bright sun. And every crotch holds the promise of a gorgeous feather.

The combination of family and the outdoors made me reflect on some of the Heritage Pieces I've done lately and how meaningful they are to those who receive them. For Christmas I did an Oak bowl for a young lady whose father was in his 70's, I believe. The tree had been outside his bedroom window as a child, and she said he was ecstatic to have a physical, lasting memento of an incredibly special time in his life. It's those type of items that really make me glad to be a turner.

I've noticed several clubs post a separate category for 'Heritage Pieces' or 'Commissions' on their website, with a list of members who will do such pieces for folks, for a quoted price. If you are willing to turn such pieces, please drop me a note and I'll add you to our list. I guarantee, watching the face of the person you give it to will make it worth all the effort!

Safe Turnings!  
Scott



CRAFT SUPPLIES USA  
— THE WOODTURNERS' CATALOG —

(800) 551-8876

<http://www.woodturnerscatalog.com>

**WOODCRAFT**<sup>®</sup>  
Helping You Make Wood Work<sup>®</sup>

In this issue:

President's Note - Page 1

April Demo Info Page 2

March Recap - Page 3

Birthdays Page -Page 3

What People are Doing - Page 4-6

Collaboration Corner - Page 7

Karl Harper Challenge - Page 8

Opportunities & Library - Page 8



Turn  
The  
Page  
Here!

# APRIL DEMONSTRATOR IS GLENN LUCAS

This poster for our April meeting is currently being displayed at Woodcraft, City Hardwoods, and Avondale Hardwoods. We will send it out separately to each of you in an email. **Please feel free to forward it to anyone you think might enjoy watching Glenn.**

The  
**Alabama Woodturners**  
Association  
*presents*

Alabama  
Woodturners

April 10, 2021  
9:00 am

Glenn Lucas -  
Master Irish Woodturner  
turning Utility Bowls

Direct from County Carlow, Ireland

*Guests Welcome  
but advance  
registration  
required*

All meetings currently held via Zoom. For the link,  
please email: [alawoodturners@gmail.com](mailto:alawoodturners@gmail.com)  
Address also available by QR Code



# March demo: Phil Rose

Our guest demonstrator was Phil Rose from up-state New York. He demonstrated three different techniques in multi-axis turning.

First, he turned a budvase, mounted between centers, where the axis was shifted at only the base end, shifted only about 1/4" in one direction to turn a V-cut, then 1/4" off the center in the opposite direction for a second V-cut. Thus, he created a tilted disc near the bottom of the vase.



Second, he mounted a blank in a chuck to turn a goblet. After shaping and hollowing the cup, he loosened the chuck to tilt the blank slightly and re-tightened firmly. Here he started turning a section of the stem at a new axis. He repeatedly shifted the angle to turn more sections of the stem, all at different angles. He returned to the original tenon to turn the base.



For the third project he mounted the blank between centers but shifted both ends so that the new axis was parallel to the original. He turned one face of the stem as a cove-bead-cove. Then he shifted the axis in the opposite parallel direction and turned the other face as a bead-cove-bead. Finally, he turned a transition at each end to a tenon which would later be joined to a goblet and a base.

For much of the turning he used a 1/2" detail gouge ground at a steep 35-degree angle which allows him to cut deep into an acute angle. He used the spindle roughing gouge for smooth cuts over long sections. He set his lathe speed fast, around 2400 rpm (but you should not use a speed where you are not comfortable or that introduces vibration; I've found 1200 to be a minimum).

## *Birthday Door Prize News*

AWA gives a birthday gift door prize to a turner who has a birthday during the month of that meeting. Here are the 'rules' for this year:

- 1) This is a door prize so, yes, you need to be at the meeting and stay for the drawing to win.
- 2) You need to make sure the Secretary and/or Newsletter Editor have your correct birth date. No fair changing your birth date in the middle of the year! You're stuck with the one they originally gave you!

A graphic with a pink border and a background of colorful Easter eggs. The text is centered in a white box.

***APRIL BIRTHDAYS***

<b>TOM CROMER</b>	<b>4-4</b>
<b>PHIL FORTMEYER</b>	<b>4-6</b>
<b>SUSAN McCALLA</b>	<b>4-6</b>
<b>STEVE BURGESS</b>	<b>4-17</b>
<b>DARBY WHITMAN</b>	<b>4-28</b>

# WHAT JOHN SOWELL HAS BEEN DOING



# WHAT EVERYONE HAS BEEN DOING



VIEW 1

BRENT CLAYTON



VIEW 2

VIEW 1

BRENT CLAYTON



VIEW 2



CARL CUMMINS



HOWARD KING

Here are another couple of tubes I've worked on this past month. It is also made of wood from a Sweet Gum tree.



HOWARD KING

Here's a photo of one of the things I made this past month. It is made of Bradford Pear and is entitled: "Pyro Opus 5: The rise of the polipodi".

I actually got some time at the lathe last week. It's been rare these days. The attached photo is of 2 natural edge bowls turned from some Persimmon a friend gave me. No finish and as of this photo still drying.



TERRY WHITE

## AMAZON SMILE PROGRAM

We have registered our club to the Amazon Smile program. This will allow us to receive a .05% monetary donation of anything purchased with our club specified as the recipient. (We still need you Amazon shoppers to specify us as your not-for-profit of choice!)

# WHAT EVERYONE HAS BEEN DOING




MAURICE CLABAUGH  
Shallow Oval Bowl/ White Oak



TOM CROMER  
Here is one of my favorite box elders for next Saturday's meeting



MAURICE CLABAUGH Inside View  
White Fungus/ White Oak



RICHARD SERVISS  
VIEW 1




JEFF WYATT



JEFF WYATT



JEFF WYATT  
Been working on a new




RICHARD SERVISS  
VIEW 2

## CHECK OUT PAGE 7!

Our very own Jeff Wyatt is one of the artist featured in the Member Gallery in this month's American Woodturner Magazine. If you have already gotten your magazine check it out on page 54.

**CONGRATULATIONS  
JEFF!**



RICHARD SERVISS  
VIEW 3



RICHARD SERVISS  
VIEW 4

# COLLABORATION CORNER

## *March's Problem Piece*

Suggestions for the walnut bowl voids included colored epoxy, brass/epoxy, abalone/epoxy, and just leaving them empty.



## *April's Problem Piece*

Howard King is having quite the cracking problem with this piece of cedar. Howard says, "The piece was semi-dry and worked great to final form & shape. However, as I started hollowing the piece, numerous cracks started appearing. Numerous times of applying shellac then thin CA the cracks continue to increase & widen. Several more times of trying to stop the spread & widening of the cracks as I attempted to achieve a quarter inch wall thickness. I resorted to coating the inside walls with Titebond glue, hoping this could hold the crashing to a minimum but the number of cracks increased the deeper I hollowed. Anyone has any ideas to save this piece from the burn pile. It is 16 1/2" high & 9 1/2" diameter at widest part."



Let's keep in mind that Howard's idea of a 'burn pile' is a line of bowls waiting to have 400,000 burn marks put on them, one at a time, over the span of 23 days! (See Howard's masterpiece in last month's newsletter). Please send any suggestions for Howard to us and we'll pass them along, as well as publish them here next month. And remember to send in your problem pieces if you'd like some advice.



### **Jeff Wyatt, Alabama**

I was exposed to woodworking at an early age. In my home, Saturday mornings were spent watching the *New Yankee Workshop* and *This Old House*. Afterwards, my father would take me out to his workshop and teach me woodworking and life lessons. I enjoyed it all and now miss those days. My father was a master wood carver and furniture maker. One of the projects we always talked about making together was a Windsor chair, but he passed before that could happen.

During a monthly meeting of the Carolina Mountain Woodturners, I found myself staring at a beautiful fanback arm chair made by Curtis Buchanan. This ignited in me a love for spindle turning and green chair making, and I hope to share this passion with the woodturning community.

*Windsor Writing Arm Chair, 2021, Eastern white pine (seat), white oak (spindles, arm rails, crest), sugar maple (legs, center stretcher), mahogany (writing surface, drawers), 48" x 24" x 20" (122cm x 61cm x 51cm)*

Blind Veteran Wood Turner



If you want to watch the video of Karl turning here is the link!

[https://www.youtube.com/watch?v=n\\_XGRjlvMDk](https://www.youtube.com/watch?v=n_XGRjlvMDk)

COPY & PASTE  
Also on the AWA website.

## The Karl Harper Perpetual Challenge

AWA has established a perpetual turning challenge in memory of Karl Harper. This challenge is an excellent remembrance of Karl as he continuously expressed a 'try anything' spirit and was an inspiration to us all.

This is how it works: A piece will be turned by a member to be presented at the next meeting. A name will be drawn from the sign-in sheet at that meeting. If the person whose name is drawn accepts, they will take that piece to keep and will bring a piece the following month. If they decline, then another name will be drawn until someone accepts the challenge.

If you question your skill level, don't! Karl never did! You are good enough at whatever level you are! Karl would want us to put a bag over our heads before we turned because he thought 'Lights are for people with disabilities!'

We will resume this challenge once we start meeting in person again.



## Turn for the Troops

Special thanks to David Fancher for volunteering to head the Turn For Troops project in conjunction with Woodcraft. If you have pens you need to turn in, or if you'd like to participate, please contact David at [dfancher631@gmail.com](mailto:dfancher631@gmail.com), or email any of the club officers.

## New Procedure for Library

The AWA Library is open for business with a new procedure. The list of all books and DVDs is on the website. Go to the "LEARNING" page and click on the link to display the list. When you see an item that you would like, send an email to our Librarian Wayne Bagwell at [wbagwell@gmail.com](mailto:wbagwell@gmail.com). Wayne will give it to you at the next meeting. An item checked out will be due back at the following meeting (one month). Limit three items per member at one time. Note that if an item is currently checked out it is fine to request it, because it is due back at the next meeting.

## Leadership

President: Scott Arnold  
Vice President: John Sowell  
Secretary: John Rhymes  
Treasurer: Carl Cummins  
Board: Bruce Gibson  
Board: Tom Corbett  
Training: Phil Fortmeyer  
Newsletter: Michelle Marken  
Webmaster: Carl Cummins

## Support Alabama Woodturners Association Inc.

When you shop at [smile.amazon.com](https://smile.amazon.com),  
Amazon donates.

[Go to smile.amazon.com](https://smile.amazon.com)

amazon  
smile

<https://smile.amazon.com/ch/04-3655976>