

# Alabama Woodturners Association



# Newsletter

FEBRUARY 2021

A member of the American Association of Woodturners  
Meeting location: Homewood Senior Center, 816 Oak Grove Rd., Homewood, AL 35209  
Meeting time: The second Saturday of each month at 9 am  
[www.alabamawoodturners.com](http://www.alabamawoodturners.com)

## PRESIDENT'S NOTE

I hope this note finds each of you doing well and staying safe!

Sometimes, especially these days, it seems like it's hard to focus on anything. At least that's the way it seems to me. There are so many things I should really be doing, but really don't want to do, and yet so many things I want to do that I can't. Turning seems to be one of those things that should be engaged in, but somehow I just can't get motivated to fire up the lathe. I have plenty of things to turn and certainly I have an IMMENSE pile of bowls that need sanding and finishing, but somehow I just can't get to working on them

Luckily, I know that I'm not alone in my lack of woodturning motivation. I've talked to other members who express similar frustrations. I wish I knew what the key was to reigniting the fire, but the only thing for certain is that if my wife doesn't see me at the lathe in the next couple of weeks, it's going to get rough around my house! She'll start by referencing the corresponding excess amount of woodturning tools and wood that are in the garage and just outside, and the conversation will deteriorate from there.

I hope that kind of pressure isn't what it takes to pick up a bowl gouge again soon. I would like to think that perhaps it's running across a gorgeous piece of wood that provokes an internal desire and quest to make a unique bowl, hollow form, or tray. Perhaps it's simply the marvel in someone's voice when you tell them about your favorite hobby. Followed, or course, by the 'oohing' and 'aahing' when you show them photos of your work.

Perhaps its realizing that no matter what stage of turning we are in, beginner to master, each of us is an artist is his or her own right. And maybe, just maybe, each of us needs to lose interest every once in a while, so that we can refocus our priorities and come back with a renewed vision and commitment. At least, that's the way I'm thinking of it today.

If you have tips or suggestions on how to refocus on turning, please let me know. I'll be more than happy to share it with other members who are in the same proverbial boat!

Safe Turning!

Scott

CRAFT SUPPLIES USA  
— THE WOODTURNERS' CATALOG —

(800) 551-8876

<http://www.woodturnerscatalog.com>


**WOODCRAFT**<sup>®</sup>  
Helping You Make Wood Work<sup>®</sup>

In this issue:  
President's Note - Page 1  
February's Demo Info Page 2  
January Recap - Page 3  
What People are Doing - Page 4-9  
Birthdays Page -Page 9  
Karl Harper Challenge - Page 10  
Opportunities & Library - Page 10



Turn  
The  
Page  
Here!

## February Demonstrator: Rudy Lopez




Rudy will join us from Tampa Florida to demonstrate a Natural Edge End-Grain Vase.

Demo description: "We will be turning a natural edge end grain vase from a green log using a bowl gouge and the Rolly Munro Hollower. I will explain limb selection, pith orientation and drying to help avoid cracking. We will cover the differences of cutting end-grain versus side-grain and using different end-grain hollowing methods. We will use the Rolly Munro Hollowing tool and discuss it versus the bowl gouge, scrapers or a hook tool along with the use and sharpening of the negative rake scraper. I will demonstrate how light can be used to

gauge thickness, reverse jamb chucking to undercut and hollow the foot, and sanding wet wood on and off of the lathe."

From his website: "Rudy's energetic easy-going personality and his ability to explain woodturning techniques in a simple understandable manner have allowed him to share his skills and enthusiasm for woodturning through teaching and demonstrating at regional and national symposia and clubs across the country, as well as conducting workshops in his Tampa studio and instructing at schools including Arrowmont School of Arts and Craft, John C. Campbell Folk School, Marc Adams School of Woodworking, the Center For Furniture Craftsmanship and The Florida School of Woodwork."



COMING SOON


March: Phil Rose, Dragon's Rose Studio

April: Glenn Lucas, Ireland

# JANUARY RECAP—DENNIS BELCHER

Dennis Belcher turns a crack into a focal point. He uses a variety of techniques and materials to enhance and decorate the feature. In our demo he discussed and/or demonstrated butterfly patches, lacing, staples, zippers, and more. His website provides handouts covering techniques, tools, etc. See

<http://www.dennisbelcher.com/demonstrations-handouts.html>






# WHAT EVERYONE HAS BEEN DOING



HOWARD KING

Here's one of my recent work. It is made of Bradford Pear and is named Pyro Opus 1. It has tens of thousands of 1.5 mm burn points on the interior as well as on the outer surface.

HOWARD KING




FOREST CARPENTER

Walnut - 6" height, 4" width



Here's another photo of my recent work. It is made of Oak and is named Pyro Opus 2.



HOWARD KING  
VIEW 1

HOWARD KING  
VIEW 2



KEN WARR



SUSAN McCALLA

Biscuit cutters inspired by "Cooking With Brenda Gantt" Facebook videos. One pic on Facebook resulted in over 100 friends commenting that they wanted, at least, one!



CARL CUMMINS  
Escoulen-style chess pieces

# WHAT EVERYONE HAS BEEN DOING



LEE BEADLES

Please find attached 2 photos on several more to come of my pens the wife has me working on for Christmas 2021. Have to make 45 plus.

Now for my question:  
Is there a pen turner in our group who could help me learn to make the laser cut blanks for pens.

Thank you in advance.  
Lee



LEE BEADLES



RON HERBSTER

Two burl bowls. The left bowl is oak, and the right is mesquite that Bill Hubbard asked me to turn for him.



RON HERBSTER



RON HERBSTER

My granddaughter told me it needed a butterfly in the middle and then she made her version.

## AMAZON SMILE PROGRAM

We have registered our club to the Amazon Smile program. This will allow us to receive a .05% monetary donation of anything purchased with our club specified as the recipient. (We still need you Amazon shoppers to specify us as your not-for-profit of choice!)



# WHAT EVERYONE HAS BEEN DOING



RON HERBSTER  
The finished fish carvings.



JEFF WYATT



JEFF WYATT  
SEGMENTED PENS



JEFF  
WYATT

OPEN-SEGMENTED LAMP  
ASH, OAK  
&  
BLOODWOOD




# WHAT EVERYONE HAS BEEN DOING



JEFF WYATT  
Coring Bradford  
pear  
coring some white  
oak bowls  
(still in progress)



JEFF WYATT  
Writing arm Windsor chair  
Close-up detail of writing arm  
drawer.



Several of you were interested in Wilford Bickel's estate sale in Alpine, only to find that the shop was locked and couldn't be accessed. That problem has been resolved, so feel free to call Joan Bickel to schedule an appointment. Her phone number is 256-846-5110. She can provide the address when you talk to her.

# WHAT EVERYONE HAS BEEN DOING



DAVID FANCHER



JOHN SOWELL



JOHN SOWELL



JOHN SOWELL



JOHN SOWELL



JOHN SOWELL



JOHN SOWELL



SCOTT ARNOLD



SCOTT ARNOLD  
CLOSE-UP



SCOTT ARNOLD



SCOTT ARNOLD



RICHARD SERVISS  
A WORK IN PROGRESS



# WHAT EVERYONE HAS BEEN DOING



MAURICE CLABAUGH  
DUCK IN THE REEDS - 1

Wood: Locust Stump with roots.  
Red Duck Glass Eyes.  
Dimensions: 14" W X 11" H.



MAURICE CLABAUGH  
DUCK IN THE REEDS - 2



LYNN BASWELL  
Spalted walnut hollow form  
with slotted walls with match-  
ing finial (10 1/2 by 5 1/2)



LYNN BASWELL



STAN KEENUM

**February Birthdays**

MYRA HARPER	2-3
DANIEL NEAR	2-8
JOHN JACKMAN	2-20
JIM HAVLIK	2-25

## *Birthday Door Prize News*

AWA gives a birthday gift door prize to a turner who has a birthday during the month of that meeting. Here are the 'rules' for this year:

- 1) This is a door prize so, yes, you need to be at the meeting and stay for the drawing to win.
- 2) You need to make sure the Secretary and/or Newsletter Editor have your correct birth date. No fair changing your birth date in the middle of the year! You're stuck with the one they originally gave you!

Blind Veteran Wood Turner



If you want to watch the video of Karl turning here is the link!

[https://www.youtube.com/watch?v=n\\_XGRjlvMDk](https://www.youtube.com/watch?v=n_XGRjlvMDk)

COPY & PASTE  
Also on the AWA website.

## The Karl Harper Perpetual Challenge

AWA has established a perpetual turning challenge in memory of Karl Harper. This challenge is an excellent remembrance of Karl as he continuously expressed a 'try anything' spirit and was an inspiration to us all.

This is how it works: A piece will be turned by a member to be presented at the next meeting. A name will be drawn from the sign-in sheet at that meeting. If the person whose name is drawn accepts, they will take that piece to keep and will bring a piece the following month. If they decline, then another name will be drawn until someone accepts the challenge.

If you question your skill level, don't! Karl never did! You are good enough at whatever level you are! Karl would want us to put a bag over our heads before we turned because he thought 'Lights are for people with disabilities!'

We will resume this challenge once we start meeting in person again.

### Opportunities To Help Others

If you would be interested in coordinating the club's Turn for Troops effort, please contact Scott.

### New Procedure for Library

The AWA Library is open for business with a new procedure. The list of all books and DVDs is on the website. Go to the "LEARNING" page and click on the link to display the list. When you see an item that you would like, send an email to our Librarian Wayne Bagwell at [wbagwell@gmail.com](mailto:wbagwell@gmail.com). Wayne will give it to you at the next meeting. An item checked out will be due back at the following meeting (one month). Limit three items per member at one time. Note that if an item is currently checked out it is fine to request it, because it is due back at the next meeting.

**SIGN UP FOR SMILE.AMAZON.COM**

### Leadership

President: Scott Arnold  
Vice President: John Sowell  
Secretary: John Rhymes  
Treasurer: Carl Cummins  
Board: Bruce Gibson  
Board: Tom Corbett  
Training: Phil Fortmeyer  
Newsletter: Michelle Marken  
Webmaster: Carl Cummins

## Support Alabama Woodturners Association Inc.

When you shop at [smile.amazon.com](https://smile.amazon.com),  
Amazon donates.

[Go to smile.amazon.com](https://smile.amazon.com)

**amazonsmile**

<https://smile.amazon.com/ch/04-3655976>