

Alabama Woodturners Association



Newsletter

NOVEMBER 2020

A member of the American Association of Woodturners
Meeting location: Homewood Senior Center, 816 Oak Grove Rd., Homewood, AL 35209
Meeting time: The second Saturday of each month at 9 am
www.alabamawoodturners.com

President's Note

I hope this newsletter finds each of you doing well and staying safe! As this crazy year winds down, it brings to mind how much has been lost and how much is left to do.

We lost the ability after February's meeting to get together as a group. No coffee and doughnuts, no raffles, no free wood in the parking lot, no getting together for lunch after the meeting, and no classes. They say you don't know what you have until it's gone and I realize now, as I'm sure many of you do, how much fun it was to attend a monthly meeting in person. While we've had more than a few World-Class turners over Zoom this year, nothing can replace the fellowship of getting together as a group.

That said, we have to play the hand we've been dealt, so let's look at what's left to do:

- 1) Club Elections: We'll hold Club Elections at our December meeting and would really appreciate a few members stepping up for what usually averages out at this point to about an hour every couple of months. If you'd like to volunteer, please contact myself or another Board member. While we're on this subject, let me thank the following folks: Carl Cummins, John Sowell, Bruce Gibson, John Rhymes, Tom Corbett, Phil Fortmeyer, and Rob Herbster, for volunteering their time to serve in club leadership roles for 2020. A couple of other folks to recognize would be Maurice Clabaugh and Howard King. Maurice is the only member that consistently answers my requests for feedback on any and all topics. Howard's consistency lies in his critique of the newsletter every month. If we leave out a photo, don't get it out on time, or don't cover something, the emails and phone calls from Howard are the highlight of my day.
- 2) December Meeting: We are open to suggestions. Typically this would be a club lunch with a gift exchange, but obviously that's a no go for in-person gatherings. So, any and all suggestions are welcome. (That's your cue Maurice!) We'll discuss this more on Saturday's Zoom meeting.


CRAFT SUPPLIES USA
— THE WOODTURNERS CATALOG —

(800) 551-8876

<http://www.woodturnerscatalog.com>

WOODCRAFT[®]
Helping You Make Wood Work[®]

In this issue:
President's Note - Page 1 & 2
Recap for October - Page 2
What People are Doing - Page 3-5
President's Challenge - Page 6
Birthdays Page -Page 6
Karl Harper Challenge - Page 7
Opportunities & Library - Page 7



Turn
The
Page
Here!

PRESIDENT'S NOTE CONTINUED

3) Amazon Smile Program: We still need folks that order from Amazon, or who have family members that order from Amazon, to specify the Alabama Woodturners as their designated non-profit of choice. A portion of all your Amazon purchases will be donated to our club, but you have to use the AmazonSmile website and specify AWA. (A link to the website with AWA selected is located under the AmazonSmile banner in this newsletter).

For the moment, that's all I have. Please stay safe and keep turning.
See you Saturday!
Scott

November Meeting: Panel Discussion on Finishes

November's meeting will feature a Panel Discussion on various finishes. We will hear from a few members on their preferred finishes and methods to get the discussion started but will then encourage all members to share their go to mixtures or brands.

OCTOBER DEMONSTRATOR - HARVEY MEYER



HARVEY'S GAUGE



FINISHED ORNAMENTS



Harvey Meyer demonstrated turning a hollow globe ornament. He uses a glue block to hold the main globe workpiece. This has the advantage of less waste wood compared to using a four-jaw chuck which may be important when using scarce or expensive wood.

Start with the workpiece for the globe which must be flat on one end-grain side. To make a glue-block, mount a piece of scrap wood in a four-jaw chuck and flatten the face. Glue the flat end-grain face of the workpiece to the glue-block. Begin to turn the outside shape of the globe leaving enough bulk to hold steady for hollowing. For the shape, Harvey recommends a sphere squashed from the top (a.k.a. "oblate spheroid"). Using a half-inch (or larger) Forstner bit, drill a hole to not quite full depth. Hollow the globe. Harvey showed a home-made thickness gauge which he recommends for checking wall thickness. It has a fixed 3/8-inch gap so you can tell how much wood remains. It is desirable to have the ornament as light as possible, so try for wall thickness no more than 1/8th inch. Harvey got his down to 1/16th inch! Continue the outside shape leaving less than 1/2 inch attached to glue block. Sand. Drill through to release the globe.

Typically, the finial and icicle are made from a wood with a distinct color-contrast to the globe. Harvey likes to use ebony, but as a substitute most any hardwood can be used and dyed. When the finial (top piece), is still mounted in the chuck, drill a small hole to receive a screw eye.

After gluing together, Harvey uses a spray lacquer to finish.

Article by Carl Cummins

WHAT EVERYONE HAS BEEN DOING



JEFF WYATT



JEFF WYATT



JEFF WYATT



JEFF WYATT




JEFF WYATT



STATEN TATE



HOWARD KING



JOHN SOWELL

WHAT EVERYONE HAS BEEN DOING



BILL CALDERWOOD
Black Walnut bowl and Pecan mushroom
both green-to-finish (microwaved).



CARL CUMMINS



CARL CUMMINS
PUZZLE BOX



HOWARD KING



HOWARD KING



HOWARD KING



SCOTT ARNOLD



SCOTT ARNOLD

FOR SALE email Pete Marken at p_marken@bellsouth.net

20 GALLON AIR COMPRESSOR, CAST IRON, MADE IN USA \$200

WHAT MAURICE HAS BEEN DOING



9 INCH DIAMETER PIN
CHERRY BLOSSOM



SPALTED DOGWOOD FORK
WHICH WAS VERY PUNKY



15 INCH BEECH BURL



15 INCH BEECH BURL
VIEW 2



20 INCH DIAMETER
MAPLE BURL



20 INCH DIAMETER MAPLE BURL
VIEW 2



21 INCH MAPLE BURL



21 INCH MAPLE BURL
VIEW 2



20 INCH
WHITE
OAK
CROTCH
"HIPPO 1"



20 INCH WHITE OAK CROTCH
"HIPPO 2"

PRESIDENTS CHALLENGE



BILL CALDERWOOD
Spalted Maple and
Mahogany ornaments



RON HERBSTER




MAURICE CLABAUGH
ASSORTED CHRISTMAS TREE ORNAMENTS



HOWARD KING



SCOTT ARNOLD



CARL CUMMINS



There is
**NO PRESIDENTS
CHALLENGE**
for December

November Birthday's

<i>Bruce Gibson</i>	<i>11-04</i>
<i>Chuck Smith</i>	<i>11-06</i>
<i>John Johnson</i>	<i>11-19</i>
<i>Kate Hall</i>	<i>11-21</i>
<i>Ken Warr</i>	<i>11-22</i>
<i>Jenn Bullock</i>	<i>11-23</i>
<i>Gregg Oliver</i>	<i>11-29</i>

Birthday Door Prize News

AWA gives a birthday gift door prize to a turner who has a birthday during the month of that meeting. Here are the 'rules' for this year:

- 1) This is a door prize so, yes, you need to be at the meeting and stay for the drawing to win.
- 2) You need to make sure the Secretary and/or Newsletter Editor have your correct birth date. No fair changing your birth date in the middle of the year! You're stuck with the one they originally gave you!

Blind Veteran Wood Turner



If you want to watch the video of Karl turning here is the link!

https://www.youtube.com/watch?v=n_XGRjlvMDk

COPY & PASTE
Also on the AWA website.

The Karl Harper Perpetual Challenge

AWA has established a perpetual turning challenge in memory of Karl Harper. This challenge is an excellent remembrance of Karl as he continuously expressed a 'try anything' spirit and was an inspiration to us all.

This is how it works: A piece will be turned by a member to be presented at the next meeting. A name will be drawn from the sign-in sheet at that meeting. If the person whose name is drawn accepts, they will take that piece to keep and will bring a piece the following month. If they decline, then another name will be drawn until someone accepts the challenge.

If you question your skill level, don't! Karl never did! You are good enough at whatever level you are! Karl would want us to put a bag over our heads before we turned because he thought 'Lights are for people with disabilities!'

We will resume this challenge once we start meeting in person again.

Opportunities To Help Others

If you would be interested in coordinating the club's Turn for Troops effort, please contact Scott.

New Procedure for Library

The AWA Library is open for business with a new procedure. The list of all books and DVDs is on the website. Go to the "LEARNING" page and click on the link to display the list. When you see an item that you would like, send an email to our Librarian Wayne Bagwell at wbagwell@gmail.com. Wayne will give it to you at the next meeting. An item checked out will be due back at the following meeting (one month). Limit three items per member at one time. Note that if an item is currently checked out it is fine to request it, because it is due back at the next meeting.

Leadership

President: Scott Arnold
Vice President: John Sowell
Secretary: John Rhymes
Treasurer: Carl Cummins
Board: Bruce Gibson
Board: Tom Corbett
Training: Phil Fortmeyer
Newsletter: Michelle Marken
Webmaster: Carl Cummins

Support Alabama Woodturners Association Inc.

When you shop at smile.amazon.com,
Amazon donates.

[Go to smile.amazon.com](https://smile.amazon.com)

amazon smile

<https://smile.amazon.com/ch/04-3655976>