

Alabama Woodturners Association



Newsletter

OCTOBER 2020

A member of the American Association of Woodturners
Meeting location: Homewood Senior Center, 816 Oak Grove Rd., Homewood, AL 35209
Meeting time: The second Saturday of each month at 9 am
www.alabamawoodturners.com

President's Note

Please read below for a couple of important notes of interest for the meeting this Saturday:

This month's meeting will mark another first for the AWA, as we share a virtual demonstration with another club. Harvey Meyer will turn a hollow Christmas Ornament with Finial for a combined meeting of the AWA and the Central Arkansas Woodturners.

Our meeting will begin as usual at 9:00 on our Zoom channel. (We'll open the meeting early for folks to socialize.)

One change though, around 9:20 or so, we will disconnect our meeting, and everyone will need to click on the second link provided to access Harvey's demo, which will begin at 9:30 on his channel. Both links will be provided in the email that you received with the newsletter link.

Also, last month's Panel Discussion on Drying Green Wood generated several great suggestions and testimonials. One item that appeared to be of great interest was the use of desiccant beads for drying. It was mentioned that if there were enough interest, we might try to do a group buy to get the price down. If you are interested, please contact me, or any other member of the Board, and let us know. If enough folks would like to try it, we'll see what we can do.

Safe Turning!
Scott


CRAFT SUPPLIES USA
— THE WOODTURNERS CATALOG —

(800) 551-8876

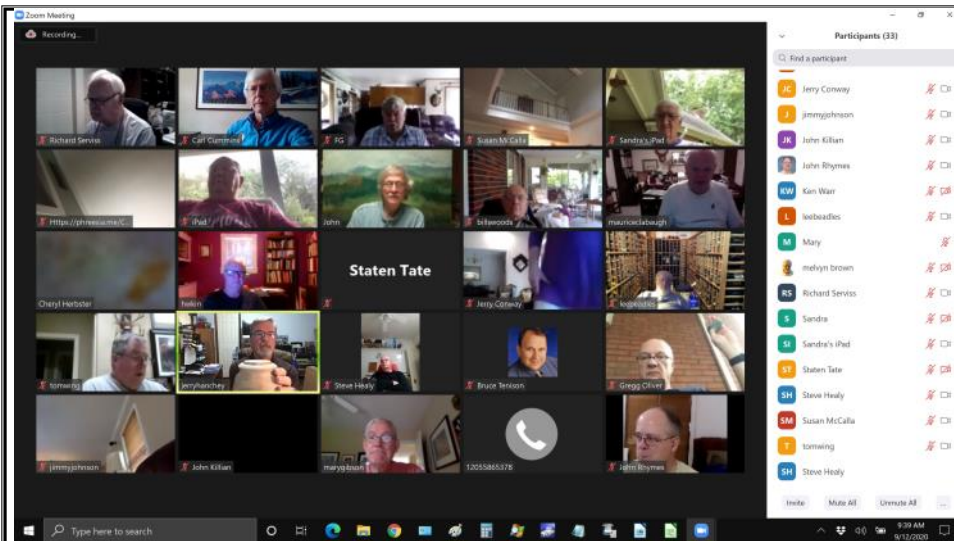
<http://www.woodturnerscatalog.com>

WOODCRAFT
Helping You Make Wood Work®

In this issue:
President's Note - Page 1
Recap for September - Page 2
What People are Doing - Page 3-4
President's Challenge - Page 5
Birthdays Page -Page 6
Karl Harper Challenge - Page 7
Opportunities & Library - Page 7



Turn
The
Page
Here!



Our September meeting featured a panel discussion on the topic of Turning and Drying Green Wood.

John Sowell started the discussion with illustrations of some of his work where he creates finished bowls from green wood in one step, without the traditional roughing/drying step. He had been frustrated by the loss of many rough-turned bowl blanks due to cracking in the drying process, so he works around that now. Of course the bowls move after completion, but he feels the out-of-round shape adds to the character of the finished piece.

Howard King discussed his use of denatured alcohol (DNA) in order to quickly remove water from a rough-turned bowl or hollow form. Several gallons of DNA are required to submerge a piece, but it can be reused multiple times. Howard generally lets his pieces soak in the DNA for 24 hours. He then sets them on a shelf to dry in a room with no air conditioning.

Susan McCalla and Ron Herbster described their use of desiccant beads to remove moisture from rough-turned pieces. After use, the beads can be placed in a regular oven and rejuvenated. They can be reused multiple times. This idea was new to many of us.

Other attendees shared their efforts to dry and avoid cracks included bagging, boiling, microwaving, and freezing.

All topics were informative and generated much discussion.

WHAT EVERYONE HAS BEEN DOING



BILL CALDERWOOD



BILL CALDERWOOD



The cue stick pen is Penn State Industries latest creation. As their fancy pen blanks are not yet available, I made one of my Celtic knots.



BILL CALDERWOOD



CARL CUMMINS



HOWARD KING



HOWARD KING



STATEN TATE



JERRY HANCHEY



JERRY HANCHEY



JERRY HANCHEY



HOWARD KING



JUSTIN PAYNE
NEW MEMBER



JUSTIN PAYNE
NEW MEMBER

WHAT EVERYONE HAS BEEN DOING



TERRY WHITE

From Terry White:
Yoshino Cherry. 13 inches diameter and one is about 5 inches tall,
the other 3 and 1/2. Both have been buffed with a paste wax finish.



LEE BEADLES

JOHN SOWELL HAS BEEN BUSY!



FOR SALE email Pete Marken at p_marken@bellsouth.net

20 GALLON AIR COMPRESSOR, CAST IRON, MADE IN USA \$200

MITER SAW DEWALT 12' COMPOUND NOT SLIDING \$200

CNC ROUTER SHARK HD4, 2 1/4 HP ROUTER,
25" X 25" WORK AREA
2 WATT LASER \$2800


PRESIDENTS CHALLENGE



BILL CALDERWOOD PART 1



BILL CALDERWOOD PART 2



BILL CALDERWOOD

From Bill Calderwood:
 Pictures of today's creations. With the President's challenge hollow form, I believe I have succeeded in defying all known laws of proportionality and symmetry. As you can see, all did not go smoothly.



BILL CALDERWOOD



SCOTT ARNOLD



SCOTT ARNOLD



SCOTT ARNOLD



HOWARD KING



HOWARD KING



HOWARD KING



JEFF WYATT



JERRY HANCHEY



HOWARD KING



CARL CUMMINS



JOHN SOWELL

The President's Challenge for November is a no-brainer; simply make a Christmas ornament! It can be any size, any shape, hollow, solid, doesn't matter.

Just make a Christmas ornament.

THE TURNER/ARTIST FOUND!

Thank you! I have forwarded the information about the artist who did this piece to the lady who purchased it. Website: www.hovde.us Bob Hovde - bob@hovde.us
She was very excited to get the information. Again Thank you!



Birthday Door Prize News

AWA gives a birthday gift door prize to a turner who has a birthday during the month of that meeting. Here are the 'rules' for this year:

- 1) This is a door prize so, yes, you need to be at the meeting and stay for the drawing to win.
- 2) You need to make sure the Secretary and/or Newsletter Editor have your correct birth date. No fair changing your birth date in the middle of the year! You're stuck with the one they originally gave you!

October Birthday's

Pam Burgess	10-12
Ron Griffin	10-12
Michelle Marken	10-20
Ron Herbster	10-23
Howard King	10-26
Susan McMillian	10-31

Leadership

President: Scott Arnold
Vice President: John Sowell
Secretary: John Rhymes
Treasurer: Carl Cummins
Board: Bruce Gibson
Board: Tom Corbett
Training: Phil Fortmeyer
Newsletter: Michelle Marken
Webmaster: Carl Cummins

The Karl Harper Perpetual Challenge

AWA has established a perpetual turning challenge in memory of Karl Harper. This challenge is an excellent remembrance of Karl as he continuously expressed a 'try anything' spirit and was an inspiration to us all.

This is how it works: A piece will be turned by a member to be presented at the next meeting. A name will be drawn from the sign-in sheet at that meeting. If the person whose name is drawn accepts, they will take that piece to keep and will bring a piece the following month. If they decline, then another name will be drawn until someone accepts the challenge.

If you question your skill level, don't! Karl never did! You are good enough at whatever level you are! Karl would want us to put a bag over our heads before we turned because he thought 'Lights are for people with disabilities!'

Opportunities To Help Others

In our Turn For Troops effort we have over 140 pens turned in. More pens will be welcome, especially if you have not turned one in as yet. Any questions see Ron Herbster.

New Procedure for Library

The AWA Library is open for business with a new procedure. The list of all books and DVDs is on the website. Go to the "LEARNING" page and click on the link to display the list. When you see an item that you would like, send an email to our Librarian Wayne Bagwell at wbagwell@gmail.com. Wayne will give it to you at the next meeting. An item checked out will be due back at the following meeting (one month). Limit three items per member at one time. Note that if an item is currently checked out it is fine to request it, because it is due back at the next meeting.



If you want to watch the video of Karl turning here is the link!

https://www.youtube.com/watch?v=n_XGRjlvMDk

COPY & PASTE
Also on the AWA website.

