



Alabama Woodturners Association

August 2013

AWA Newsletter



A member of the American Association of Woodturners

Location: Homewood Senior Center at 816 Oak Grove Road, Homewood, AL 35209
Web Site: www.alabamawoodturners.com

Coming Events

August-Pat Johnson
September -Cynthia & Michael Gibson
October - Staten Tate
November—Round Robin
December—Party
Elect new officers
January 2014— TBA

August Program—Pat Johnson



For the August meeting, **Pat Johnson** will have the demonstration program. Pat will show us how to turn a footstool done completely on a lathe.

At the July meeting, **Roger Smith** demonstrated




making in inlaid bowl using his special Swedish jig. See page 2 for more on Rogers demo. The show and tell was AWESOME. See page 3 for all the pieces that were shown by our talented members. One of our long time members, James Files, celebrated his **86th birthday** recently and showed off a tiny

bird house made for him by Jack Kapp for the occasion.



From Richard:

Thanks to those who volunteered to help with the video coverage at our monthly meetings. We need a few more volunteers for this critical role to enhance our demonstrations!



Officers of AWA

President – Richard Serviss
Vice President – Open
Program—Will Pate
Treasurer – Jennifer Smith
Secretary – Laura Reder
Directors: Staten Tate, Bill West, Sean McCurley, Jeff Hicks
Web Master – Michael Malinconico
Training – Phil Fortmeyer
Newsletter Editor – Dave Chanslor

Inside this issue:

Photos P. 2, 3, 4

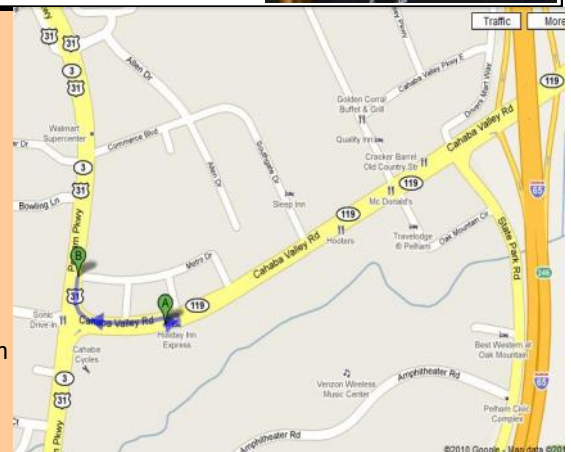
More on Gibson Workshop P. 5

Notice

***Wear your Name Tag!
Volunteer!***



2215B Pelham Pkwy N (US 31)
Pelham, AL 35124
Phone: (205) 988-3600
Web Site: www.woodcraft.com
Email: Woodcraft511@bellsouth.net
Manager: Jay MacDougall
Store Hours:
Monday, Tuesday, Wednesday, Friday: 9 am – 7 pm
Thursday: 9 am – 9 pm
Saturday: 9 am – 6 pm
Sunday: noon – 5 pm



Roger Smith's Demonstration



Fans from Cullman



Roger's Work



The Machinery



Insert



Glue-up



Outside Finished




Almost Done

As expected, Roger Smith's Demo was very interesting as he showed off his special jig for cutting inlays and how to make an awesome bowl. Roger set up the jig, cut the groves for the inlay and glued them up before the break. He used a fast setting glue, "Trim and Molding Glue" by Titebond. After the break, Roger turned the lump of wood and glue into a beautiful bowl! Roger had his fan club from the Cullman Woodworkers visiting our meeting. I caught two of them on film but the rest were camera shy.

Thanks to **Phil Fortmeyer** for his continuous supply of wood he brings to our meetings!

Show & Tell



Carl Cummins




Will Pate's inlay jig Rev 0




John Sowell



Pete Marken



Delbert Freeman



Dwight Hostetter



Maurice Clabaugh



Jack Kapp's Ball Jig



It's a Wibble Wobble

Meeting Location—816 Oak Grove Rd. Homewood AL
From I-65 N, exit 256B (From I-65 S, exit 256A). Turn West on Oxmoor Rd. go about .5 mi – halfway there take the left fork at the traffic light (means you'll go straight ahead) – Turn left onto Oak Grove Road and go about .2 mi. Homewood Senior Center is on the right. Check out our Web Site at www.alabamawoodturners.com for much more about our club.

More Show & Tell



Tommy Hartline—Lots of Stuff



Hostetter: They're Spellbound



It's easy to make... for Me!

Looking ahead: October Program - Staten Tate: Round & Brown Alternatives

SPECIAL RAFFLE!

\$1 per ticket or 6 for \$5

**Admission to Tennessee Association of Woodturners
2014 Annual Symposium**

January 31-February 1, 2014

Franklin, TN, Marriott

Drawing will held at the Christmas Party on December 14, 2013.

Web address for the Symposium information is <http://tnwoodturners.org/symposium/>

Coming in September: Michael and Cynthia Gibson



*There will be a **workshop** with Michael and Cynthia on **Friday September 13** at Woodcraft and a program on their work at the September 14th AWA meeting. The Workshop Friday will include turning a platter in the morning with Michael and pyrography on the platter in the afternoon with Cynthia.. The workshop is **all filled up** but there is plenty of room on Saturday AM to see their program the AWA meeting.*

Supplies needed for the Michael & Cynthia Gibson hands-on class

Class schedule – Friday September 13, 2013 - 10am-4pm (please do not be late)

The class will make a platter in the morning & decorate the platter after lunch

Start thinking of a "simple" design they would like to create.

Cynthia Gibson will bring templates and books.

Platter blanks & sample board will be furnished by the club

Lathe work tools –

- 1/2" or 5/8" bowl gouge,
- Bedan and or parting tool,
- spindle gouge 3/8" or 1/2",
- 1" round scraper,
- dividers,
- sand paper, grits all the way up to 400 or 600,

Pyrographic work tools –

- burner unit & pens,
- a clean towel,
- graphite pencil, ruler and eraser,

Cynthia Gibson is a factory dealer for Razertip products and offers the following package for those needing a really good burning unit. Burner package includes the SS D-10 Razertip dual pen unit and three of her favorite pens - the .008 mm ball tip, a round flat shader and a small knife edge - the cost is \$ 249. She also sells the pens separately. They range from \$24 to \$28

Questions - call Will Pate 205-907-0638